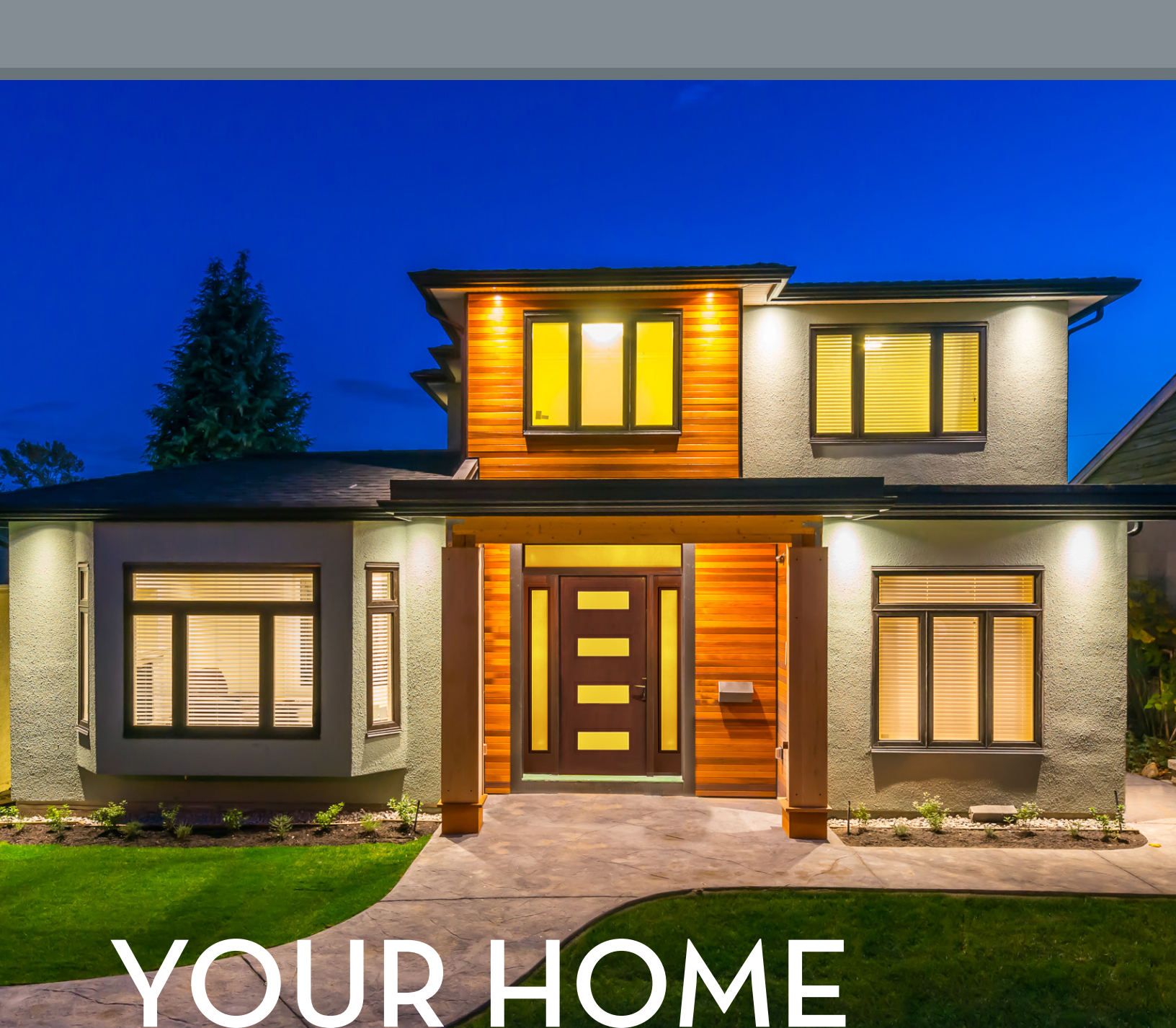


TRIMLITE



DOORLITE COLLECTION

www.trimlite.com



YOUR HOME

Homes come in every shape, size and design. So, whether your home is old or new, big or small, Contemporary or Colonial, finding a glass style that compliments what you have is important.

Our designers understand this. They have created designs that are simple to intricate, clear to obscure. This is where solid metals, textured and beveled glass come together to create true works of art. Everyone is different and so are our designs.

Let Trimlite help you create a front entrance that will be the focal point of your home and a true reflection of your taste and style. So now, it's your time to choose.



TABLE OF CONTENTS

| | | | | | |
|-------------------|------------------------|----------------|----------------------------|-----------------------|----------------|
| Adelaide | Patina | 18-19 | Star | Brass and Zinc | 39 |
| Artisan | Patina | 22 - 23 | Sullivan | Sandblast | 10 |
| Auburn | Patina | 33 | Verona | Forged Iron | 37 |
| Canterbury | Patina | 16-17 | Waterton | Patina | 11 |
| Everton | Patina and Zinc | 34 - 35 | | | |
| Granville | Patina | 8-9 | | | |
| Harlow | Patina | 24 - 25 | Internal Blinds | Raise, Lower and Tilt | 44 - 45 |
| Hollister | Patina | 14 - 15 | Internal Grids | | 49 |
| Lexington | Patina | 30 - 31 | NEW Solution Series | | 40 - 43 |
| Madison | Castlite Glass | 27 | One Lites | | 48 |
| Modena | Patina and Zinc | 12-13 | Venting | | 46 - 47 |
| Niagara | Brass, Patina and Zinc | 26 | Privacy Guide | | 4 - 5 |
| Pinehurst | Forged Iron | 36 | Specifications | | 6 - 7 |
| Riverton | V-Groove | 38 | Frame Profiles | | 51 |
| Royston | Patina | 32 | | | |

PRIVACY GUIDE

Trimlite offers an extensive line of designs to choose from and the degree of openness or obscurity varies considerably. To help your decision making process we have photographed each design under controlled circumstances so that you can see the difference. With each picture, we have included a number which represents the 'Privacy Level' for that particular design. This number will be referenced on the individual product page as well. Note: this 'guide' is subjective. It should only be used when comparing Trimlite designs.

B : BRASS P : PATINA Z : ZINC FI : FORGED IRON



Clear glass

0



Adelaide P18 | P

8



Artisan P22 | P

7



Auburn P33 | P

7



Canterbury P16 | P

8




Everton P34 | P.Z

7



Granville P8 | P

7



Harlow P24 | P

8



Hollister P14 | P

7




Lexington P30 | P

5



Madison P27

8



Modena P12 | P.Z

7



COMPLETELY CLEAR
Objects can be clearly seen through the glass from the opposite side.

DIFFUSED/DISTORTED
Objects are distorted, but can still be detected from the opposite side.

COMPLETELY OPAQUE
Only light will travel through from the opposite side.



Niagara P26 | B.P.Z 7



Pinehurst P36 | FI 9



Riverton P38 8



Royston P32 | P 8



Star P39 | B.Z 4



Sullivan P10 8



Verona P37 9



Waterton P11 | P 5

Please Note: Due to ongoing product development Trimlite reserves the right to make changes in design, materials and specifications without notice. Please contact your dealer for more information.

Doorlites featured in either smooth (white), woodgrain (stained), or fir (stained) fiberglass doors. Some exceptions apply. Door slabs supplied by Plastpro, inc., a leading manufacturer of fiberglass door products. Contact your dealer for a complete list of Plastpro products available in your area.




SPECIFICATIONS

CONSTRUCTION

- Handcrafted, our decorative glass panels stay true to their stained glass roots.
- Our selection of premium art glass and bevels, which makes our designs come to life, are hand cut and fitted. Careful consideration is given to choosing textures, complementing elements are crucial to a design's given appeal.
- Using solid metals, where all of the joints are soldered by hand, ensures the panels will be strong enough to withstand daily use.
- Once assembled, the panel undergoes a thorough cleaning and inspection process. This attention to detail is our assurance of quality to you.

GLASS VARIATION

Decorative pattern glass is handmade. Through this process, slight imperfections or discolourations are inherent characteristics of all handcrafted glass. Bubbles or seeds, slight surface flaws and subtle variations in textures vary depending on the pattern. Some glass patterns, like Swirl and Drawn, are more likely to have these inclusions. They are not considered defects.



Swirl Glass Detail



Drawn Glass Detail

CAMING OPTIONS

Hand soldered metals in 3 finishes. See individual product pages for availability.



Brass Caming

Subtle gloss finish that defines luxury and style.



Patina Caming

Black satin finish offers a rustic or antique look to your home.



Zinc Caming

Brushed chrome appearance brings a contemporary look to your entrance.

INSULATING SYSTEM

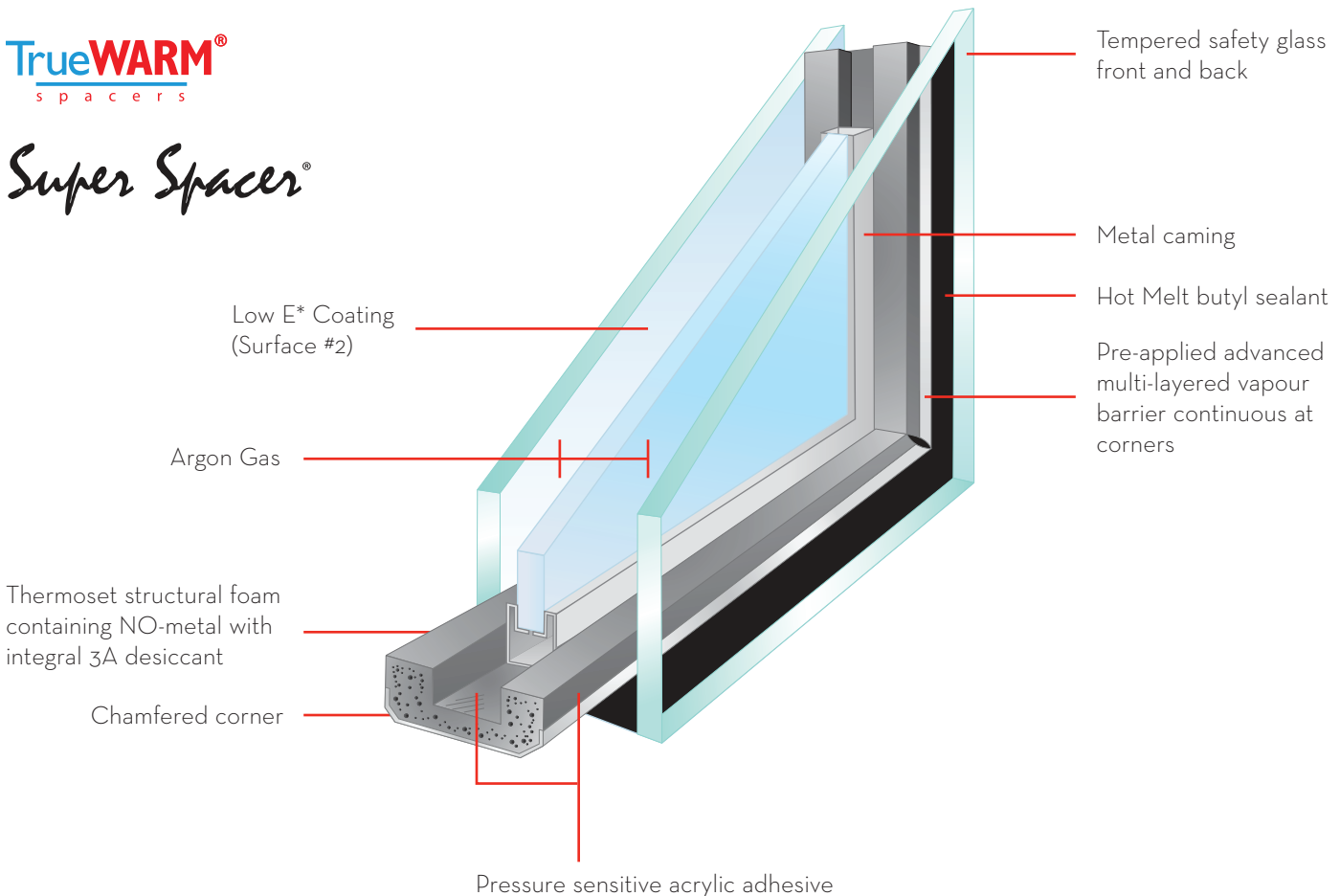
All Trimlite Decorative Doorlites are made with Super Spacer® Cushion Edge™, a flexible, U-shaped, silicone foam tape product used to wrap around and cushion our center decorative panel. Featuring a vapor barrier backing, the product used in combination with Hot Melt butyl, provides a superior Warm-Edge seal.

PERFORMANCE FEATURES

- Warm-Edge Benefits: Superior silicone foam insulation, low thermal conductivity
- Silicone Foam Features: Excellent UV resistance and extreme temperature performance
- Dual-Seal Performance: Chamfered corners for increased sealant depth
- Tempered Safety Glass for your piece of mind
- Low E* with Argon Gas for your comfort

TrueWARM®
s p a c e r s

Super Spacer®



All Trimlite Doorlites are certified by the National Accreditation and Management Institute, Inc. (NAMI).

All Trimlite products are energy tested. Consult your dealer for specific energy ratings.

Warranties: Our products are covered by separate limited warranties. Please contact your dealer for more information.

SuperSpacer®, TrueWarm® and Cushion Edge™ are all registered trademarks of QUANNEX BUILDING PRODUCTS.

*Our doorlites are available with Low E and Argon. However, some exceptions may apply. Contact your dealer for more details.



| Granville | 0836 | 2236 | 0848 | 2248 | 0764 | 2264 | 2215 |
|-----------|------|------|------|------|------|------|------|
| Patina | ■ | ■ | ■ | ■ | ■ | ■ | ■ |

NOTE: Transom available. Please refer to page 52 for more information.

Glass Size: 2264
Door: Fiberglass DR500



O848 / 2248 / O848



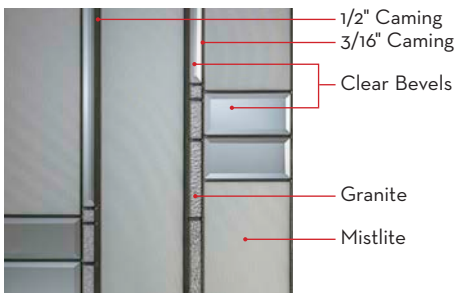
O764 / 2215* / O764



O836 / 2236 / O836



O764 / 2264 / O764 with Transom



Patina

PRIVACY 7

● Privacy Guide. See pages 4 and 5.

* Shown in the Plastpro Shaker 3 panel fiberglass door.
Available in 2/8, 2/10 & 3/0 x 6/8.



Glass Size: 2264
Door: Fiberglass DRGOO




O836 / 2236 / O836



O848 / 2248 / O848

| Sullivan | 0836 | 2236 | 0848 | 2248 | 0764 | 2064 | 2264 |
|-----------|------|------|------|------|------|------|------|
| Sandblast | ■ | ■ | ■ | ■ | ■ | ■ | ■ |

NOTE: Transom available. Please refer to page 52 for more information
Glass sizes also available to fit a Plastpro DRS10 Flush Glazed Fiberglass Door.



Sandblast

PRIVACY 8

● Privacy Guide. See pages 4 and 5.



O764 / 2064 / O764



O848 / 2248 / O848



O836 / 2236 / O836



O764 / 2208 / O764



Glass Size: 2264
Door: Fiberglass DR500

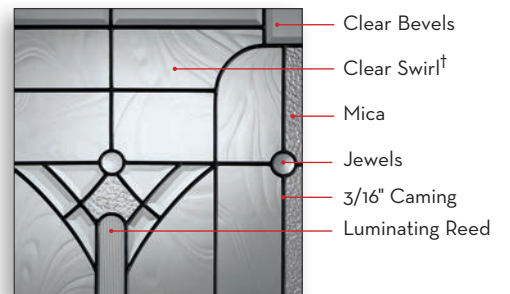
| Waterton | 0836 | 2236 | 0848 | 2248 | 0764 | 2264 | 2208 |
|----------|------|------|------|------|------|------|------|
| Patina | ■ | ■ | ■ | ■ | ■ | ■ | ■ |

NOTE: Transom available. Please refer to page 52 for more information

PRIVACY 5

● Privacy Guide. See pages 4 and 5.

† Swirl glass often contains small bubbles/surface imperfections. They are not considered defects. See page 6 for more information.



Patina



| Modena | 0836 | 2236 | 0848 | 2248 | 0764 | 2264 | 2215 | 2515 |
|--------|------|------|------|------|------|------|------|------|
| Patina | ■ | ■ | ■ | ■ | ■ | ■ | ■ | ■ |
| Zinc | □ | □ | □ | □ | □ | □ | □ | □ |

NOTE: Transom available. Please refer to page 52 for more information

Glass size: 0764 / 2264 Zinc
 Door: Fiberglass DR500
 Sidelite: Fiberglass SLS00



2236 / 2236 Zinc



0764 / 2215 Patina (x3)




2515* / 0764 Patina



0848 / 2248 / 0848 with Transom Zinc



0764 / 2215** / 0764 Patina



Shown in Patina

* Shown in the Plastpro Craftsman 6 panel fiberglass door. Only available in 2/10 & 3/0 x 6/8. Not available in steel. Optional matching Dentil Shelf available.

** Shown in the Plastro Shaker 3 panel fiberglass door. Available in 2/8, 2/10 & 3/0 x 6/8.



Mainlites and Sidelites are reversible. Simply rotate the insert to create the look that works for you.

PRIVACY 7

● Privacy Guide. See pages 4 and 5.



| | | | | | | | |
|-----------|------|------|------|------|------|------|------|
| Hollister | 0836 | 2236 | 0848 | 2248 | 0764 | 2264 | 2215 |
| Patina | ■ | ■ | ■ | ■ | ■ | ■ | ■ |

NOTE: Transom available. Please refer to page 52 for more information

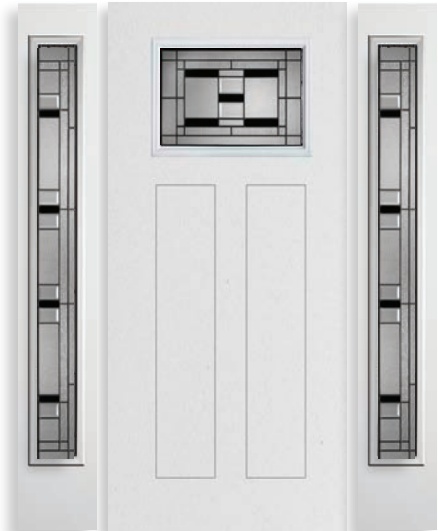
Glass size: 2264
Door: Fiberglass DR500



O764 / 2264 / O764




2215**



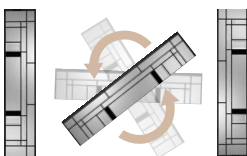
O764 / 2215* / O764



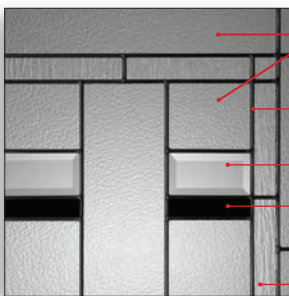
O836 / 2236 / O836



O848 / 2248 / O848 with Transom



Sidelites are reversible. Simply rotate the insert to create the look that works for you.



Patina

- Kasumi
- 3/16" Caming
- Clear Bevels
- Black
- Rain

* Shown in the Plastpro Shaker 3 panel fiberglass door. Available in 2/8, 2/10 & 3/0 x 6/8.

** Shown in Plastpro Fir Shaker 3 panel fiberglass door. Available in 2/8, 2/10 & 3/0 x 6/8.

Canterbury



| Canterbury | 0836 | 2236 | 0848 | 2248 | 0764 | 2264 | 18420V | 2210C |
|------------|------|------|------|------|------|------|--------|-------|
| Patina | ■ | ■ | ■ | ■ | ■ | ■ | ■ | ■ |

NOTE: Transom available. Please refer to page 52 for more information.

Glass size: 0764 / 2264 / 0764
with Transom
Door: Fiberglass DRG40
Sidelite: Fiberglass SLG00



0836 / 2236 / 0836




2210C



0848/ 2248 / 0848



0764 / 1842OV / 0764



PRIVACY 8

● Privacy Guide. See pages 4 and 5.



| | | | | | | | | | |
|----------|------|------|------|------|------|------|------|------|-------|
| Adelaide | 0836 | 2236 | 0848 | 2248 | 0764 | 2264 | 2215 | 2515 | 2210C |
| Patina | ■ | ■ | ■ | ■ | ■ | ■ | ■ | ■ | ■ |

Glass size: 2248
Door: Fiberglass DRS49

NOTE: Transom available. Please refer to page 52 for more information.



O836 / 2236 / O836



2215**



2515* / O764




O848 / 2248 / O848



2210C



O764 / 2264 / O764 with Transom



Patina

- Sable Bevels
- Clear Bevels
- 3/8" Caming
- Sable Bevel



● Privacy Guide. See pages 4 and 5.

* Shown in the Plastpro Craftsman 6 panel fiberglass door. Only available in 2/10 & 3/0 x 6/8. Not available in steel. Optional matching Dentil Shelf available.

** Shown as The Plastpro Fir Shaker 3 panel fiberglass door. Available in 2/8, 2/10 & 3/0 x 6/8.



Glass: Adelaide 2248
Door: Fiberglass DRS29



Glass: Sullivan 2264
Door: Fiberglass DR500



Glass size: 2264 / 2264
 Door: Fiberglass DR500

| | | | | | | | | | | | |
|---------|------|------|------|------|------|------|------|------|------|------|------|
| Artisan | 0836 | 2236 | 0848 | 2248 | 0764 | 2064 | 2264 | 0880 | 2280 | 2215 | 2515 |
| Patina | ■ | ■ | ■ | ■ | ■ | ■ | ■ | ■ | ■ | ■ | ■ |

NOTE: Transom available. Please refer to page 52 for more information.



0836 / 2236



0764 / 2215** / 0764



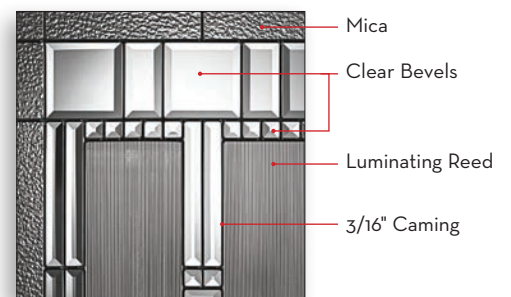
2515* / 0764



0848 / 2248 / 0848 with Transom



0880 / 2280 / 0880 (8ft entry)



Patina

* Shown in the Plastpro Craftsman 6 panel fiberglass door. Only available in 2/10 & 3/0 x 6/8. Not available in steel. Optional matching Dentil Shelf available.

** Shown in the Plastpro Shaker 3 panel fiberglass door. Available in 2/8, 2/10 & 3/0 x 6/8.

PRIVACY 7

● Privacy Guide. See pages 4 and 5.



0836 / 2236 / 0836



2215**




0764 / 2515* / 0764



0764 / 2264 / 0764 with Transom



2248 / 2248



Patina

* Shown in the Plastpro Craftsman 6 panel fiberglass door. Only available in 2/10 & 3/0 x 6/8. Not available in steel. Optional matching Dentil Shelf available.

** Shown in the Plastpro Shaker 3 panel fiberglass door. Available in 2/8, 2/10 & 3/0 x 6/8.

PRIVACY 8

● Privacy Guide. See pages 4 and 5.



Glass size: 0764 / 2264 / 0764
 Door: Fiberglass DRSOO
 Sidelite: Fiberglass SLSOO

| | | | | | | | | |
|--------|------|------|------|------|------|------|------|------|
| Harlow | 0836 | 2236 | 0848 | 2248 | 0764 | 2264 | 2215 | 2515 |
| Patina | ■ | ■ | ■ | ■ | ■ | ■ | ■ | ■ |

NOTE: Transom available. Please refer to page 52 for more information.




Glass size: O848 / 2248 / O848 Zinc
 Door: Fiberglass DRS49
 Sidelite: SLS49



O836 / 2236 Brass



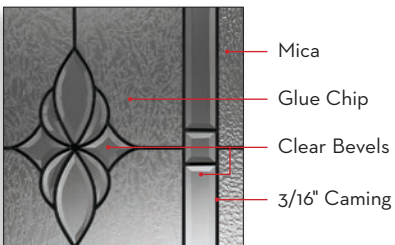
2210SB Patina



O718 Zinc



O764 / 1842OV / O764 with Transom Zinc



Shown in Patina

- Mica
- Glue Chip
- Clear Bevels
- 3/16" Caming

| Niagara | 0718 | 0836 | 2236 | 0848 | 2248 | 0764 | 1842OV | 2210SB |
|---------|------|------|------|------|------|------|--------|--------|
| Brass | ■ | ■ | ■ | ■ | ■ | ■ | ■ | ■ |
| Patina | ■ | ■ | ■ | ■ | ■ | ■ | ■ | ■ |
| Zinc | □ | □ | □ | □ | □ | □ | □ | □ |

NOTE: Transom available. Please refer to page 52 for more information

PRIVACY 7

● Privacy Guide. See pages 4 and 5.



0836 / 2236 / 0836



0848 / 2248 / 0848



0764 / 2264 / 0764



Glass size: 2264
Door: Fiberglass DR500

| Madison | 0836 | 2236 | 0848 | 2248 | 0764 | 2264 |
|----------|--------------------------|--------------------------|--------------------------|--------------------------|--------------------------|--------------------------|
| Castlite | <input type="checkbox"/> | <input type="checkbox"/> | <input type="checkbox"/> | <input type="checkbox"/> | <input type="checkbox"/> | <input type="checkbox"/> |

NOTE: Transom not available for this design.


PRIVACY 8

● Privacy Guide. See pages 4 and 5.

Smooth Lines

Textured Back

Note: Texture is on the outside of the unit.





Glass: Artisan O764 / 2264 / O764
Door: DR500
Sidelite: SLS00



▲ Glass: Everton O764 / 842RD / O764 Patina
 Door: Steel, not available in fiberglass
 Sidelite: Steel, not available in fiberglass



Glass: Modena Patina 2215
 Door: Fiberglass DRF3F
 Sidelites: Modena 764



Glass: Harlow O848 / 2248 / O848
 Door: Fiberglass DRS49
 Sidelite: Fiberglass SLS49



| | | | | | | | | | |
|-----------|------|------|------|------|------|------|------|------|------|
| Lexington | 0836 | 2236 | 0848 | 2248 | 0764 | 2264 | 2208 | 2215 | 2515 |
| Patina | ■ | ■ | ■ | ■ | ■ | ■ | ■ | ■ | ■ |

NOTE: Transom available. Please refer to page 52 for more information


▲ Glass size: 2248 / 2248
Door: Fiberglass DRS49



2208 / O764



2264



2248 / O848



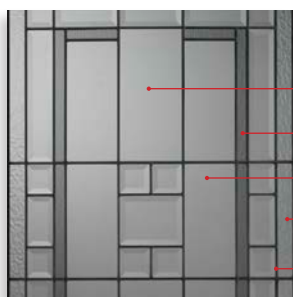
2215**



O836 / 2236 / O836



O764 / 2515* / O764 with Transom



Patina

- Clear Bevels
- Grey Ripple
- Drawn†
- Clear Ripple
- 3/16" Caming

PRIVACY 5

● Privacy Guide. See pages 4 and 5.

* Shown in the Plastpro Craftsman 6 panel fiberglass door. Only available in 2/10 & 3/0 x 6/8. Not available in steel. Optional matching Dentil Shelf available.

** Shown in the Plastpro Shaker 3 panel fiberglass door. Available in 2/8, 2/10 & 3/0 x 6/8.


† Drawn glass often contains surface imperfections. They are not considered defects. See page 6 for more information.



Glass size: O764 / 2264 / O764
with Transom
Door: Fiberglass DRGOO
Sidelite: Fiberglass SLGOO



O764 / 2515*



2208



O836 / 2236



2215**



O848 / 2248 / O848

PRIVACY




● Privacy Guide. See pages 4 and 5.

* Shown in the Plastpro Craftsman 6 panel fiberglass door. Only available in 2/10 & 3/0 x 6/8. Not available in steel. Optional matching Dentil Shelf available.

** Shown in the Plastpro Shaker 3 panel fiberglass door. Available in 2/8, 2/10 & 3/0 x 6/8.

| Royston | O836 | 2236 | O848 | 2248 | O764 | 2264 | 2208 | 2215 | 2515 |
|---------|------|------|------|------|------|------|------|------|------|
| Patina | ■ | ■ | ■ | ■ | ■ | ■ | ■ | ■ | ■ |

NOTE: Transom available. Please refer to page 52 for more information.



- 3/8" Caming
- Clear Bevels
- Rain
- Luminating Reed
- Granite


Patina



2515*



2210C



Glass Size: O764 / 2264 / O764
 Door: Fiberglass DRG40
 Sidelites: SLG60



O764 / 2215** / O764



O836 / 2236 / O836



O764 / 2264 / O764



O848 / 2248 / O848 with Transom

PRIVACY



● Privacy Guide. See pages 4 and 5.

* Shown in the Plastpro Craftsman 6 panel fiberglass door. Only available in 2/10 & 3/0 x 6/8. Not available in steel. Optional matching Dentil Shelf available.

** Shown in the Plastpro Shaker 3 panel fiberglass door. Available in 2/8, 2/10 & 3/0 x 6/8



Patina

| Auburn | 0836 | 2236 | 0848 | 2248 | 0764 | 2264 | 2215 | 2515 | 2210C |
|--------|------|------|------|------|------|------|------|------|-------|
| Patina | ■ | ■ | ■ | ■ | ■ | ■ | ■ | ■ | ■ |

NOTE: Transom available. Please refer to page 52 for more information



| Everton | 0836 | 2236 | 0848 | 2248 | 0764 | 2264 | 842RD | 1842OV |
|---------|------|------|------|------|------|------|-------|--------|
| Patina | ■ | ■ | ■ | ■ | ■ | ■ | ■ | ■ |
| Zinc | □ | □ | □ | □ | □ | □ | □ | □ |

NOTE: Transom available. Please refer to page 52 for more information.

Glass size: 0764 / 1842OV / 0764 Patina
 Door: Fiberglass DRS29
 Sidelite: Fiberglass SLS00



O764 / O842RD* / O764 Patina



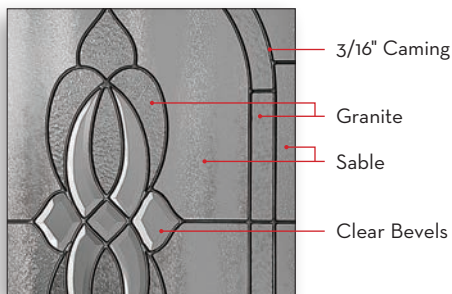
O848 / 2248 / O848 Zinc



O836 / 2236 / O836 Patina



O764 / 2264 / O764 with Transom Zinc



Shown in Patina

PRIVACY 7

● Privacy Guide. See pages 4 and 5.

*Shown in a steel door, Not available in fiberglass

Pinehurst



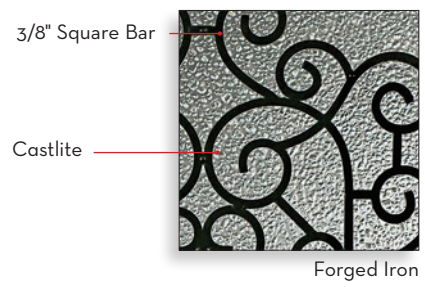
Glass size: O764 / 2264 / O764
 Door: Fiberglass DR500
 Sidelite: Fiberglass SLS00



O764 / 2064 / O764 with Transom



O848 / 2248 / O848



| Pinehurst | 0848 | 2248 | 0764 | 2064 | 2264 |
|-------------|------|------|------|------|------|
| Forged Iron | ■ | ■ | ■ | ■ | ■ |

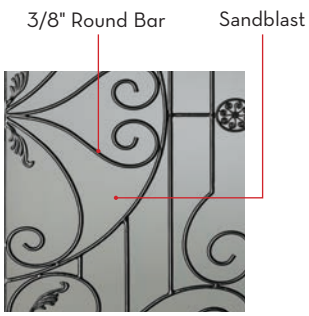
NOTE: Transom available. Please refer to page 52 for more info.

PRIVACY 9

● Privacy Guide. See pages 4 and 5.



Glass size: 2264 / 2264
Door: Fiberglass DRSOO



Forged Iron



0848 / 2248



2264 / 0764



2248 / 2248 with Transom



Mainlites and Sidelites are reversible. Simply rotate the insert to create the look that works for you.

| Verona | 0848 | 2248 | 0764 | 2264 |
|--|------|------|------|------|
| Forged Iron | ■ | ■ | ■ | ■ |
| NOTE: Transom available. Please refer to page 52 for more information. | | | | |

PRIVACY 9


● Privacy Guide. See pages 4 and 5.

Riverton


Glass size: 0764 / 2515* / 0764
 Door: Fiberglass DRG6C w/ Dentil shelf
 Sidelite: Fiberglass SLGOO

PRIVACY 8

● Privacy Guide.
 See pages 4 and 5.



Obscure Etch
 Clear
 V-Groove
 (3/8" - 9.5mm)



2215



2236 / 0836



2064 or 2264



2248 / 0848

| Riverton | 0836 | 2236 | 0848 | 2248 | 0764 | 2064 | 2264 | 2215 | 2515 |
|----------|--------------------------|--------------------------|--------------------------|--------------------------|--------------------------|--------------------------|--------------------------|--------------------------|--------------------------|
| V-Groove | <input type="checkbox"/> | <input type="checkbox"/> | <input type="checkbox"/> | <input type="checkbox"/> | <input type="checkbox"/> | <input type="checkbox"/> | <input type="checkbox"/> | <input type="checkbox"/> | <input type="checkbox"/> |


NOTE: Transom not available for this design.



O836 / 2236 / O836 with Transom Brass

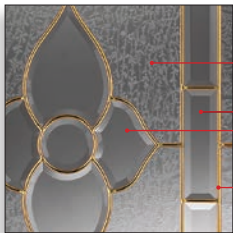


O764 / 1842OV / O764 Zinc



2248 Brass

▲ Glass size: O848 / 2248 Zinc
 Door: Fiberglass DRS49
 Sidelite: Fiberglass SLS49



Glue Chip
 Clear Bevels
 3/16" Caming

Shown in Brass

| Star | 0836 | 2236 | 0848 | 2248 | 0764 | 1842OV |
|-------|------|------|------|------|------|--------|
| Brass | ■ | ■ | ■ | ■ | ■ | ■ |
| Zinc | □ | □ | □ | □ | □ | □ |

NOTE: Transom available. Please refer to page 52 for more information.

PRIVACY 4

● Privacy Guide. See pages 4 and 5.



AT THE INTERSECTION OF FORM AND FUNCTION

Thoughtful, clean lines, simple design, and peace of mind. These guiding principles inspired us to create the Solution Series. The Solution Series is perfect when you want the glass and the door to be the star, while the frame blends seamlessly into the background.

The Solution Series design eliminates any screw holes, so you don't have to worry about gaps or screw plugs. Our patented* technology uses a compression seal and interlocking joints to adhere to your door, creating a powerful bond. The frame is built to resist warping and melting in high heat areas so it can be used with any color finish. Our textured frame comes in two colors to match any stain or paint.

DRS5F with 5-Lite
2208 in Rooftop

*US Patent Number 9, 617, 779

Solution Series - Frame Specifications



PRODUCT FEATURES

- Available in White or Tan
- Shaker Style Low Profile
- No Screws, Plugs, or Holes
- Textured Vertical Grain Pattern
- Patented Frame System
- Connects Modern, Craftsman, or Mid-Century Architectural Styles
- Available in 6 sizes -- O764, O806, O808, 2203, 2208, and 2215. 2215 size also available with 3-Lite and 6-Lite SDL Bars.

FRAME DETAIL


Side Profile



PATENTED FRAME DESIGN



Front Profile



Solution Series - Glass Options




Clear 1



Chords 8



Seedy Baroque 3



Sea Spray 5



Rooftop 8



Sable 8




Diffused White Laminate 10



Sandblast 9



Mistlite 8



Bubble 5



Narrow Reed 8



Cross Reed 8

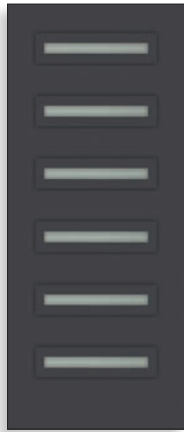
Glass can be specified with Low-E to improve energy efficiency. Some exceptions may apply. Contact your dealer for more information.

Select from one of our designs,
or create your own.

6'8" and 7'0" Designs



0764



2203




2215*



2208



0806



0808



2215
3-Lite



2215
6-Lite

8'0" Designs




2215*
4-Lite



2208
6-Lite



0806
6-Lite



2203
7-Lite



0808
5-Lite

Trimlite offers additional designs in 6'8", 7'0", and 8'0" designs. Contact your dealer for more information.
* Also available with 3-Lite and 6-Lite.

Internal Blinds Between Glass



Glass size: 2280 / 2280
Door: Fiberglass DR500

MAINLITES



2036 or 2236



2248



2064 or 2264



2080 or 2280 (8ft entry)


SIDELITES



O836



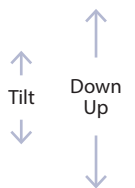
O848



O764 or O864



O880



PRIVACY  - 

BENEFITS

- Blinds between glass require no dusting
- No exposed cords
- Sealed glass unit increases energy efficiency
- One control system provides raise/lower AND tilt options in one easy operator design
- Available in Low E & Clear Glass*

*Contact your local dealer for complete list of sizes and glass options available in your area.

Venting Doorlites - "EZ" LIFT



Glass size: 2264 / 2264
Door: Fiberglass DRSSO

Our EZ Lift vent incorporates a spring assist, making it very easy to operate. No more bending down. Simply unlock, and adjust.

- All precision injection molded parts
- Spring assist for easy operation
- Maintenance free
- Cam lock for your piece of mind
- Removable screen
- Full half vent for maximum air flow



Locking Latch



Window Handle for Easy Operation



2248



2064



2264

Note: "EZ" Vent only available in sizes shown.

HALF VENT



2036 or 2236 Clear

1



2236 Internal Grid* 12L

1



2236* Rain

9

- All precision injection molded parts
- Ergonomic handle design combines functionality with a modern look
- Reinforced latch system allows for travel free operation
- Removable screen

*Note: Contact your dealer for a complete list of grid and glass options available in your area.



VENTING EXTENSIONS

Now you take our standard half vent and make it into a full view insert by adding our unique Venting Extension.



2064 or 2264 Clear

1


- Extensions interlocks with our 2036 or 2236 creating a full view doorlite
- Venting in middle of door allows for easier operation
- No more damaged screens from pets

CLEAR ONE LITE



Want privacy in your doorlite... Consider these obscure one lite glass options

NOTE: Obscure options are special order. Please contact your dealer for more information.



* Shown in the Plastpro Craftsman 6 panel fiberglass door. Only available in 2/10 & 3/0 x 6/8.

** Shown as Plastpro Shaker 3 panel fiberglass door. Available in 2/8, 2/10 & 3/0 x 6/8.


Clear and Internal Grid Doorlites



764 / 2064 or 2264 / 764 White Internal Grid

Need more performance in your doorlite... Consider Cardinal LoE²-272 Glass

Available in the clear and white internal grid options, the insulating value of Cardinal's LoE²-272 patented coating is nearly double that of an ordinary insulated glass unit. In winter, LoE²-272 reflects heat back into the room. In summer, it rejects the sun's heat and damaging UV rays. The coating is virtually invisible to the eye yet blocks 84% of the sun's harmful ultraviolet rays. In fact, LoE²-272 is the clearest, highest performing glass you can buy.



Some items are special order. For a complete list of sizes, glass and grid options available in your area, contact your dealer for more information.

TRADITIONAL



2236 9L

O836 3L

2236 9L

O848 4L

2248 12L

O764 5L

2064 15L

2264 15L



2215** 3L

2215** 6L

2515* 3L

2515* 6L

2210SB 4L

* Shown in the Plastpro Craftsman 6 panel fiberglass door. Only available in 2/10 & 3/0 x 6/8. Not available in steel.

** Shown in the Plastpro Shaker 3 panel fiberglass door. Available in 2/8, 2/10 & 3/0 x 6/8.

PRAIRIE



2236 9L

O836 6L

2236 9L

O848 6L

2248 9L

O764 6L

2064 9L

2264 9L

STANDARD GRIDS

Indicate bar preference when ordering.



5/8" x 1/4"
Flat Bar White



5/8" x 5/16"
Contour Bar White
(Georgian Bar)

SPECIAL ORDER GRIDS

Additional grid options available in various colours, sizes and patterns, contact your dealer for more information

Frame Profiles

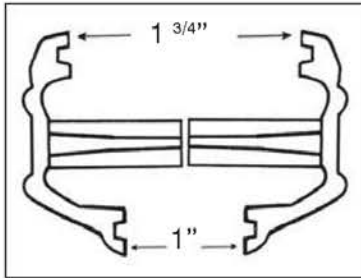
FRAME OPTIONS

Our complete series of "Elite" frames, whether injection moulded or extruded PVC, all have a matching woodgrain with a low profile.

Our Colonial "Plus" PVC frame profile is raised with a smooth (white) or woodgrain (tan) surface. It also comes with the continuous screw strip cover feature.

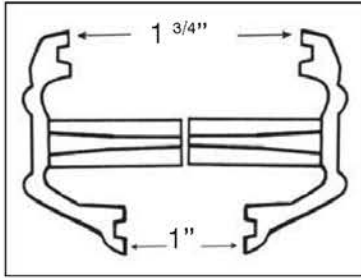
Our Mid-Century Modern (MCM) frame profile features a clean, contemporary look. It also comes with the continuous screw strip cover feature.

For a more detailed breakdown of our different frame options, please refer to the following:



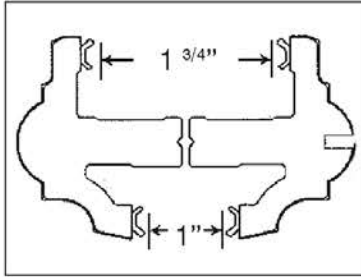
ELITE WHITE FRAME - This is our Standard Maintenance Free White Frame (Does not require painting). Specifications as follows:

Construction - Injected Moulded Low Profile
Surface - Woodgrain
Material - White Polypropylene or White PVC
Glazing Material - White foam adhesive on both channels (frame to glass & frame to door) or rubber gasket (PVC)
Plugs - Used to cover screw holes
NOTE: Oval (2057 OV & 1842 OV) and 2214 frame are raised.



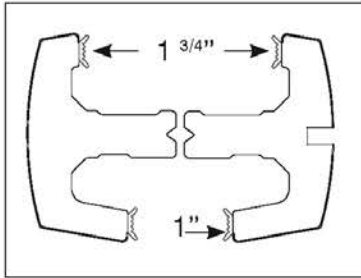
ELITE TAN FRAME - This is our Standard Frame for Painting or Staining. Specifications as follows:

Construction - Injected Moulded Low Profile
Surface - Woodgrain
Material - TAN PC/ABS or Tan PVC
Glazing Material - Foam tape on both channels (black two sided tape frame to glass & white one sided tape frame to door) or rubber gasket (PVC)
Plugs - Used to cover screw holes
NOTE: Oval (2057 OV & 1842 OV) and 2214 frame are raised.



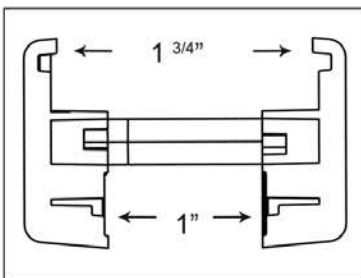
COLONIAL "PLUS" PVC FRAME - This is our Raised Profile PVC Frame. Specifications as follows:

Construction - Extruded Raised Profile w/ mechanical joints (glued)
Surface - Smooth (White) or Woodgrain (Tan)
Material - White PVC (does not require painting) or Tan PVC (for staining or painting)
Glazing Material - Co-Extruded colour matched rubber gasket on both channels (frame to glass & frame to door)
Strips - Continuous strips to cover screw holes
NOTE: Not available in round tops and ovals.



MCM PVC FRAME - This is our Flat Profile PVC Frame. Specifications as follows:




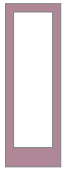




































Construction - Extruded Flat Profile w/ mechanical joints (glued)
Surface - Smooth (White)
Material - White PVC (does not require painting)
Glazing Material - Co-Extruded colour matched rubber gasket on both channels (frame to glass & frame to door)
Strips - Continuous strips to cover screw holes
NOTE: Not available in round tops and ovals.



SOLUTION SERIES FRAME - This is our Flat Profile ABS Frame. Specifications as follows:

Construction - Injected Moulded Flat Low Profile
Surface - Woodgrain
Material - White ABS (for painting) or Tan ABC (for staining)
Glazing Material - Foam tape on both channels (black two sided tape frame to glass & white one sided tape frame to door)
Screwless Frame - No screws, no screw plugs, no screw strips
Sizes - 0764, 0806, 0808, 2203, 2208, 2215 (1-Lite, 3-Lite, & 6-Lite) Only.

Design your entrance using the following suggestions as your guide. Contact your dealer for more information.

| DOOR | SIDELITE OPTIONS | DOOR | SIDELITE OPTIONS |
|---|--|---|--|
|  0718 |   0836 0764 |  2080 or 2280 |  0880 |
|  0836x2 |   0836 0764 |  2208 |   0836 0764 |
|  2036 or 2236 |   0836 0764 |  2215 |  0764 |
|  0848x2 |   0848 0764 |  2515 |  0764 |
|  2248 |   0848 0764 |  0842RD |  0764 |
|  0764x2 |  0764 |  1842OV |  0764 |
|  2064 or 2264 |  0764 |  2210C |   0836 0764 |
|  0880x2 |  0880 |  2210SB |   0836 0764 |

 Indicates an 8-foot High Entrance

RD: Round Top **OV:** Oval **SB:** Sunburst Top **C:** Camber Top

Size Specifications

Please refer to the following guide to confirm what sizes are available in our different product choices. Contact your dealer for product availability in your area.

| NAME | PAGE | SIZES | | | | | | | | | | | | | | | | | | | | | | | |
|------------|------|-------|------|------|------|------|------|------|------|------------|------------|------|------|------|--------|--------|--------|-------|---------|-------|--------|------|-------------|---------|---|
| | | O718 | O836 | 2236 | O848 | 2248 | O764 | 2064 | 2264 | O880 (8ft) | 2280 (8ft) | 2208 | 2215 | 2515 | O842RD | 1842OV | 2210SB | 2210C | Transom | Brass | Patina | Zinc | Forged Iron | Privacy | |
| Adelaide | 18 | | ■ | ■ | ■ | ■ | ■ | | ■ | | | | ■ | ■ | | | | ■ | ■ | | ■ | | | | 8 |
| Artisan | 22 | | ■ | ■ | ■ | ■ | ■ | ■ | ■ | ■ | ■ | | ■ | ■ | | | | | ■ | | ■ | | | | 7 |
| Auburn | 33 | | ■ | ■ | ■ | ■ | ■ | | ■ | | | | ■ | ■ | | | | ■ | ■ | | ■ | | | | 7 |
| Canterbury | 16 | | ■ | ■ | ■ | ■ | ■ | | ■ | | | | | | | ■ | | ■ | ■ | | ■ | | | | 8 |
| Everton | 34 | | ■ | ■ | ■ | ■ | ■ | | ■ | | | | | | ■ | ■ | | | ■ | | ■ | ■ | ■ | | 7 |
| Granville | 8 | | ■ | ■ | ■ | ■ | ■ | | ■ | | | | ■ | | | | | | ■ | | ■ | | | | 7 |
| Harlow | 24 | | ■ | ■ | ■ | ■ | ■ | | ■ | | | | ■ | ■ | | | | | ■ | | ■ | | | | 8 |
| Hollister | 14 | | ■ | ■ | ■ | ■ | ■ | | ■ | | | | ■ | | | | | | ■ | | ■ | | | | 7 |
| Lexington | 30 | | ■ | ■ | ■ | ■ | ■ | | ■ | | | ■ | ■ | ■ | | | | | ■ | | ■ | | | | 5 |
| Madison | 27 | | ■ | ■ | ■ | ■ | ■ | | ■ | | | | | | | | | | | | | | | | 8 |
| Modena | 12 | | ■ | ■ | ■ | ■ | ■ | | ■ | | | | ■ | ■ | | | | | ■ | | ■ | ■ | | | 7 |
| Niagara | 26 | ■ | ■ | ■ | ■ | ■ | ■ | | | | | | | | | ■ | ■ | | ■ | ■ | ■ | ■ | | | 7 |
| Pinehurst | 36 | | | | ■ | ■ | ■ | ■ | ■ | | | | | | | | | | ■ | | | | | ■ | 9 |
| Riverton | 38 | | ■ | ■ | ■ | ■ | ■ | ■ | ■ | | | | ■ | ■ | | | | | | | | | | | 8 |
| Royston | 32 | | ■ | ■ | ■ | ■ | ■ | | ■ | | | ■ | ■ | ■ | | | | | ■ | | ■ | | | | 8 |
| Star | 39 | | ■ | ■ | ■ | ■ | ■ | | | | | | | | | ■ | | | ■ | ■ | | ■ | | | 4 |
| Sullivan | 10 | | ■ | ■ | ■ | ■ | ■ | ■ | ■ | | | | | | | | | | ■ | | | | | | 8 |
| Verona | 37 | | | | ■ | ■ | ■ | | ■ | | | | | | | | | | ■ | | | | | ■ | 9 |
| Waterton | 11 | | ■ | ■ | ■ | ■ | ■ | | ■ | | | ■ | | | | | | | ■ | | ■ | | | | 5 |
| West Coast | * | | ■ | ■ | ■ | ■ | ■ | | | | | | | | | | ■ | | ■ | | | ■ | | | 6 |

*West Coast: Not shown in brochure but available for viewing on our website. Contact your dealer for availability.

Note: Due to ongoing product development we reserve the right to make changes in design, materials and specifications without notice.

Transoms: Are available as special order. Please contact your dealer for more information.



Canada

WEST

SURREY, BC

T 604.533.4111
TF 877.533.4111
F 604.533.2026

EAST

BURLINGTON, ON

T 905.335.1559
TF 888.335.1559
F 905.335.6464

www.trimlite.com
info@trimlite.com

USA

WEST

RENTON, WA

T 425.251.8685
TF 800.929.3371
F 604.533.2026

EAST

ASHTABULA, OH

TF 800.929.3371

DEALER STAMP



TRIMLITE