

2014 Masonite
exterior glass

 *Masonite*[®]



Today more than ever, Masonite is relentlessly focused on delivering product, service and design innovations that enhance beauty and functionality, creating greater value for our customers throughout the world.

today.

Masonite restructures and emerges with new private ownership. **2009.**

April 6, 2005, Kohlberg Kravis Roberts & Co. acquires Masonite International Corporation. **2005.**

Masonite acquires The Stanley Works residential entry door division. **2004.**

Masonite's largest customer and one of the world's leading door manufacturers, Premdor, Inc., acquires Masonite Corporation from International Paper Company. **2001.**

Masonite enters the door business as a component supplier to the door industry. **1972.**

The John M. Cooles Technical Center was built in 1960 as the Company recognized the importance of separating Research & Development from mill operations to focus on new product and process innovation. **1960.**

Masonite's current patent company enters the door business. **1955.**

Masonite goes public with common stock shares listed on the New York Stock Exchange. **1935.**


The Company's name was changed to Masonite Corporation. **1928.**

On September 1, 1925, the corporation was formed and named Mason Fibre Company. **1925.**


Well known researcher and engineer - William H. Mason, changed building materials industry forever by inventing the way wood is used to form more effective building materials. **1924.**

1924

about Masonite®



Decorative glass embraces natural light and transforms any entryway into a vision of beauty without compromise. So, add charm and sophistication to your home's entry, inside and out, with one of our superbly crafted glass designs offered in a variety of configurations. The choice is yours.



All glass sealed units are made with tempered safety glass and comply with the following:
ANSI Z97.1-1984
16 CFR 1201 II
CAN/CGSB-12.1M90

Our continuing program of product improvement makes specifications, design and product detail subject to change without notice.

Also, due to limitations of the printing process, product images may not match exactly in color to actual product. Masonite reserves the right to make ongoing improvements and changes to existing designs.

explore the better door



BELLEVILLE® SMOOTH with clear glass and Craftsman internal grilles – door BLS-122-04C-X – sidelites BLSSL-152-03C-X



more door designs
more glass styles
more value





HD STEEL with Element[®] glass with applied dentil shelf - door MHD-215-328-2 - sidelites MHD-152-328-X



decorative glass.....8

clear glass.....52

Masonite's Full Line of Entry Doors 56

How to Choose Your Door.....57

Glass Availability Charts.....59

index

Masonite® codes defined



SL = sidelite

BLTSL-450-817-1

BLT - 106 - 817 - 1

door acronym glass shape & size glass design & caming # visible door panels

2236 = glass dimensions 22" x 36"

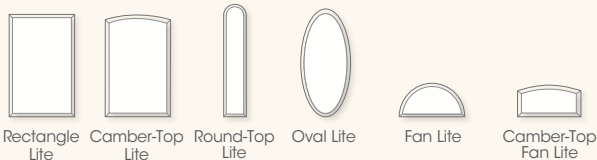
BLT-106-817-1
2236

raise your glass

Elevate the look of your entry door with Masonite's extensive line of distinctive glass styles. Explore dozens of textures, caming options, sizes, and styles in our decorative glass collection, or opt for the elegant simplicity of clear glass with internal blinds, venting inserts, grilles or simulated divided lites (SDLs).

From the elegant textured diamonds of Alston® to the contemporary configurations of Zavalla®, Masonite decorative glass inserts will raise your entryway to a whole new level of sophistication.

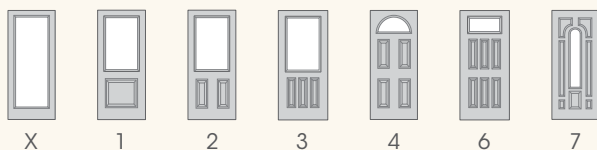
GLASS LITE SIZE & SHAPE




| | |
|---|--------------------------------------|
| 106 22" x 36" Rectangle | 215 22" x 16" Rectangle |
| 107 22" x 37-1/2" Camber-Top | 217 22" x 17" Rectangle |
| 122 22" x 64" Rectangle | 228 22" x 10" Rectangle |
| 129 8" x 36" Rectangle | 300 20" x 57" Oval |
| 135 22" x 10" Fan | 304 16" x 40" Oval |
| 136 7-1/2" x 18-1/2" Rectangle | 306 15" x 55" Oval |
| 137 22" x 10" Camber-Top Fan | 404 22" x 48" Rectangle |
| 151 8" x 64" Rectangle | 450 8" x 48" Rectangle |
| 152 7" x 64" Rectangle | 615 8" x 16" Rectangle |
| 201 8" x 58" Round-Top | 810 22" x 80" Rectangle |
| 203 8" x 42" Round-Top | 852 8" x 80" Rectangle |

VISIBLE DOOR PANELS

Sample selection of door panels shown



DOOR ACRONYM



BMT Belleville® Mahogany Textured
BLT Belleville® Oak Textured
BFT Belleville® Fir Textured
BLS Belleville® Smooth
OAK Oakcraft®
SHD Sta-Tru® HD Steel
MHD Masonite® HD Steel

| | | | |
|----------------------------|-----------|------------------------------|-----------|
| Alston® 338..... | 8 | Panama® 724•725..... | 38 |
| Aria® 455..... | 10 | Pear 116..... | 40 |
| Aurora™ 207..... | 12 | Quattro® 957..... | 42 |
| Brise® 269..... | 14 | Rockland® 566..... | 44 |
| Chord 115..... | 16 | Sienna® 817..... | 46 |
| Cuzco® 364..... | 18 | Woodbridge® 442•443..... | 48 |
| Element® 328..... | 20 | Zavalla® 537..... | 50 |
| Georgian™ 515•517•518..... | 22 | | |
| Glace® 430•433..... | 24 | CLEAR | |
| Iron Springs® 918..... | 26 | Internal Blinds..... | 52 |
| Kordella® 686..... | 28 | Venting Inserts..... | 52 |
| Madrid® 900..... | 30 | External Grille Inserts..... | 52 |
| Marquise® 777•778•779..... | 32 | One Lite Inserts..... | 53 |
| Mondrian® 833..... | 34 | Internal Grille Inserts..... | 54 |
| Naples® 366..... | 36 | Simulated Divided Lites..... | 55 |

www.masonite.com

Visit our website and be amazed how **easy** it is to create the entrance that will reflect your style.

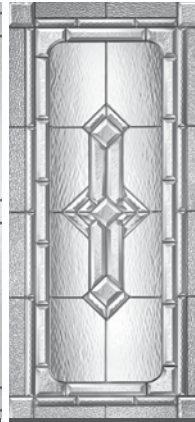
decorative glass options



Alston®



Aria®



Aurora™



Brise®



Chord



Cuzco®



Elemeni®



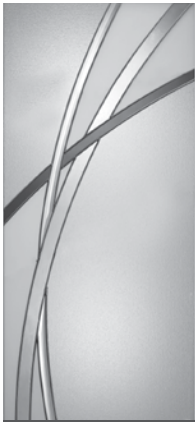
Georgian®




Glace®



Iron Springs®



Kordella®




Madrid®



Marquise®



Mondrian®




Naples®




Panama®



Pear



Quattro®



Rockland®



Sienna®



Woodbridge®



Zavalla®

Please note, due to the limitations of the printing process, doors and glass shown may not match exactly in color to actual product. Masonite reserves the right to make ongoing improvements and changes to existing designs. All left and right lites and camber-tops are left and right facing as viewed from the outside.

All sealed units are made with tempered safety glass and comply with the following:

ANSI Z97.1-1984
16 CFR 1201 II
CAN/CGSB-12.1M90

ALSTON[®]glass



BELLEVILLE[®] SMOOTH with Alston[®] glass - door BLS-404-338-2

| | 106-1 | 106-1P | 106-2 | 106-3 | 107-1 | 107-1P | 107-2 | 107-3 | 122-X | 137-3 | 137-4 | 137-6 | 304-2 | 304-3 |
|-----|-----------|------------|-----------|-----------|-----------|------------|-----------|-----------|-----------|-----------|-----------|-----------|-----------|-----------|
| AB | 106-338-1 | 106-338-1P | 106-338-2 | 106-338-3 | 107-338-1 | 107-338-1P | 107-338-2 | 107-338-3 | 122-338-X | 137-338-3 | 137-338-4 | 137-338-6 | 304-338-2 | 304-338-3 |
| BMT | | • | • | | | • | | | • | | | | • | |
| BLT | • | | • | • | | | • | • | • | • | | • | | • |
| BFT | | | • | | | | | | • | | | | • | |
| BLS | • | • | • | • | • | • | • | • | • | • | • | • | • | • |
| OAK | | | • | | | | | | • | | | • | | • |
| SHD | | • | • | | • | • | • | • | • | • | • | • | • | • |
| MHD | • | • | • | | • | • | • | | • | | • | | | • |

| | 404-1 | 404-2 | 129-1 | 151-X | 152-X | 450-1 | 122-1 | 122-2 | 404-1 | 404-1P | 404-2 | 151-1 | 450-1 |
|-----|-----------|-----------|-----------|-----------|-----------|-----------|-----------|-----------|-----------|------------|-----------|-----------|-----------|
| AB | 404-338-1 | 404-338-2 | 129-338-1 | 151-338-X | 152-338-X | 450-338-1 | 122-338-1 | 122-338-2 | 404-338-1 | 404-338-1P | 404-338-2 | 151-338-1 | 450-338-1 |
| BMT | • | | • | | • | • | • | | | | • | • | • |
| BLT | | • | • | | • | • | | | • | | • | • | • |
| BFT | • | | • | • | | • | | | | | • | • | • |
| BLS | • | • | • | | • | • | • | | • | • | • | • | • |
| OAK | | • | • | | • | • | | | | | • | • | • |
| SHD | • | • | • | | • | • | | • | | | • | • | • |
| MHD | • | • | • | | • | • | | • | | | • | • | • |



BMT
Belleville[®] Mahogany Textured

BLT
Belleville[®] Oak Textured

BFT
Belleville[®] Fir Textured

BLS
Belleville[®] Smooth

OAK
Oakcraft[®]

SHD
Sta-Tru[®] HD Steel


MHD
Masonite[®] HD Steel



T-338 transom

Door images shown in white are available in a variety of textures and materials as noted by the legend.

6'8"



The Alston family features tempered surf glass. This unique art glass further enhances the privacy and elegance of this series.

clear beveled glass

granite glass

antique black coming

tempered surf glass (inside facing)

LEAST OBSCURE 1 2 3 4 5 6 7 8 9 MOST OBSCURE

7 PRIVACY RATING

ARIA[®] glass



BELLEVILLE[®] SMOOTH with Aria[®] glass - door BLS-106-455-1 sidelites - BLSSL-129-455-1

| | 6'0" | | | | | | | | | | 6'8" | | | | | |
|-----|-----------|------------|-----------|-----------|-----------|-----------|-----------|-----------|-----------|-----------|-----------|-----------|-----------|------------|-----------|-----------|
| | 106-1 | 106-1P | 106-2 | 106-3 | 122-X | 404-1 | 404-2 | 129-1 | 152-X | 450-1 | 122-1 | 122-2 | 404-1 | 404-1P | 404-2 | 450-1 |
| SW | 106-455-1 | 106-455-1P | 106-455-2 | 106-455-3 | 122-455-X | 404-455-1 | 404-455-2 | 129-455-1 | 152-455-X | 450-455-1 | 122-455-1 | 122-455-2 | 404-455-1 | 404-455-1P | 404-455-2 | 450-455-1 |
| BMT | | • | • | | • | • | | • | • | • | • | | | | • | • |
| BLT | • | | • | • | • | | • | • | • | • | | | • | | • | • |
| BFT | | | • | | • | • | | • | | • | | | | | | |
| BLS | • | • | • | • | • | • | • | • | • | • | • | | • | • | • | • |
| OAK | | | • | | • | • | • | • | • | • | | | | | • | • |
| SHD | | • | • | | • | • | • | • | • | • | | • | | | • | • |
| MHD | • | • | • | | • | • | • | • | • | • | | • | | | • | • |

BMT
Belleville[®] Mahogany
Textured

BLT
Belleville[®] Oak
Textured

BFT
Belleville[®] Fir
Textured

BLS
Belleville[®] Smooth

OAK
Oakcraft[®]

SHD
Sta-Tru[®] HD Steel

MHD
Masonite[®] HD Steel

Door images shown in white are available in a variety of textures and materials as noted by the legend.

6'8"



106-455-1 2236



106-455-1P 2236



106-455-2 2236



106-455-3 2236



122-455-X 2264



404-455-1 2248



404-455-2 2248



129-455-1 836




152-455-X 764



450-455-1 848

Featuring SpectraWeld® technology, a unique system utilizing revolutionary composite material that bonds to the glass and simulates caming.

Aria features a full panel double pane of textured glass which provides a high level of obscurity and diffuses the appearance of the SpectraWeld from the inside of the home.



charcoal SpectraWeld®


grey tinted glass

tempered oceana glass (inside facing)

LEAST OBSCURE 1 2 3 4 5 6 7 8 9 MOST OBSCURE

PRIVACY RATING 8

AURORA™ glass



BELLEVILLE® MAHOGANY TEXTURED with Aurora™ glass – door BMT-122-207-X – sidelites BMTSL-152-207-X – transom T-207

| | "8,6" | | | | | | | | | | | | | | | "10,8" | | | | | | |
|-----|-----------|------------|-----------|-----------|-----------|-----------|-----------|-----------|-----------|-----------|-----------|-----------|-----------|-----------|-----------|-----------|-----------|-----------|------------|-----------|-----------|-----------|
| | 106-1 | 106-1P | 106-2 | 106-3 | 122-X | 203-7 | 300-X | 304-2 | 304-3 | 404-1 | 404-2 | 129-1 | 151-X | 152-X | 450-1 | 122-1 | 122-2 | 404-1 | 404-1P | 404-2 | 151-1 | 450-1 |
| P | 106-207-1 | 106-207-1P | 106-207-2 | 106-207-3 | 122-207-X | 203-207-7 | 300-207-X | 304-207-2 | 304-207-3 | 404-207-1 | 404-207-2 | 129-207-1 | 151-207-X | 152-207-X | 450-207-1 | 122-207-1 | 122-207-2 | 404-207-1 | 404-207-1P | 404-207-2 | 151-207-1 | 450-207-1 |
| BMT | | • | • | | • | • | | • | | • | | • | | • | • | • | | | | • | • | • |
| BLT | • | | • | • | • | • | • | | • | | • | | | • | • | | | • | | • | • | • |
| BFT | | | • | | • | | | • | | • | | • | • | | • | | | | | | | |
| BLS | • | • | • | • | • | • | • | • | • | • | • | • | | • | • | • | | • | | • | • | • |
| OAK | | | • | | • | | • | • | | • | | • | | • | • | | | | | • | • | • |
| SHD | | • | • | | • | • | • | • | • | • | • | • | | • | • | | | • | | • | • | • |
| MHD | • | • | • | | • | • | • | | • | • | • | • | | • | • | | • | | • | • | • | • |

BMT
Belleville® Mahogany Textured

BLT
Belleville® Oak Textured

BFT
Belleville® Fir Textured

BLS
Belleville® Smooth

OAK
Oakcraft®

SHD
Sta-Tru® HD Steel

MHD
Masonite® HD Steel




T-207 transom

Door images shown in white are available in a variety of textures and materials as noted by the legend.

6'8"



106-207-1 2236



106-207-1P 2236



106-207-2 2236



106-207-3 2236




122-207-X 2264



203-207-7 842
round-top



300-207-X 2057
oval



304-207-2 1640
oval



304-207-3 1640
oval



404-207-1 2248



404-207-2 2248




129-207-1 836



152-207-X 764



450-207-1 848



- glue chip
- beveled glass
- platinum caming
- granite glass
- aqua glass
- zipper bevel glass



LEAST
OBSCURE 1 2 3 4 5 6 7 8 9 MOST
OBSCURE



BRISE[®] glass



8'0" HD STEEL with Brise[®] glass - door SHD-404-269-2

| | "0.9 | | | | | | | | | | "0.8 | | | |
|-----|-----------|------------|-----------|-----------|-----------|-----------|-----------|-----------|-----------|-----------|-----------|------------|-----------|-----------|
| | 106-1 | 106-1P | 106-2 | 106-3 | 304-2 | 304-3 | 404-1 | 404-2 | 129-1 | 450-1 | 404-1 | 404-1P | 404-2 | 450-1 |
| SC | 106-269-1 | 106-269-1P | 106-269-2 | 106-269-3 | 304-269-2 | 304-269-3 | 404-269-1 | 404-269-2 | 129-269-1 | 450-269-1 | 404-269-1 | 404-269-1P | 404-269-2 | 450-269-1 |
| BMT | | • | • | | • | | • | | • | • | | | • | • |
| BLT | • | | • | • | | • | | • | • | • | • | | • | • |
| BFT | | | • | | • | | • | | • | • | | | • | • |
| BLS | • | • | • | • | • | • | • | • | • | • | • | • | • | • |
| OAK | | | • | | • | • | • | • | • | • | | | • | • |
| SHD | | • | • | | • | • | • | • | • | • | | | • | • |
| MHD | • | • | • | | • | • | • | • | • | • | | | • | • |

BMT
Belleville[®] Mahogany
Textured

BLT
Belleville[®] Oak Textured

BFT
Belleville[®] Fir Textured

BLS
Belleville[®] Smooth






OAK
Oakcraft[®]

SHD
Sta-Tru[®] HD Steel

MHD
Masonite[®] HD Steel

Door images shown in white are available in a variety of textures and materials as noted by the legend.


6'8"



Brise is an opaque, silkscreen design with fluid lines that create an elegant look.

Brise features an energy saving Low-E coating and argon gas fill.

- charcoal etch
- clear glass
- white etch



CHORD glass



BELLEVILLE® CRAFTSMAN OAK with Chord glass and applied dentil shelf – door BLT-215-115-2

| | "8.9 | | | | | | | | | | | | | | "0.8 | | | | | | | | | |
|-----|-----------|------------|-----------|-----------|-----------|-----------|-----------|-----------|-----------|-----------|-----------|-----------|-----------|-----------|-----------|-----------|-----------|-----------|-----------|------------|-----------|-----------|-----------|---|
| | 106-1 | 106-1P | 106-2 | 106-3 | 122-X | 215-2 | 228-3 | 228-4 | 228-6 | 404-1 | 404-2 | 129-1 | 151-X | 152-X | 450-1 | 615-1 | 122-1 | 122-2 | 404-1 | 404-1P | 404-2 | 151-1 | 450-1 | |
| T | 106-115-1 | 106-115-1P | 106-115-2 | 106-115-3 | 122-115-X | 215-115-2 | 228-115-3 | 228-115-4 | 228-115-6 | 404-115-1 | 404-115-2 | 129-115-1 | 151-115-X | 152-115-X | 450-115-1 | 615-115-1 | 122-115-1 | 122-115-2 | 404-115-1 | 404-115-1P | 404-115-2 | 151-115-1 | 450-115-1 | |
| BMT | | • | • | | • | | | | | • | | | | | | | • | | | | | • | • | • |
| BLT | • | | | • | • | • | • | • | • | | | | | | | | | | | • | | • | • | • |
| BFT | | | • | | • | • | | | | • | | • | | | | | | | | | | | | |
| BLS | • | • | • | • | • | • | • | • | • | | | | | • | • | • | • | | • | • | | • | • | • |
| OAK | | | • | | • | | | | | | | | | • | • | • | | | | | | • | • | • |
| SHD | | • | • | | • | • | | | | • | | | | • | • | • | | | • | | | • | • | • |
| MHD | • | • | • | | • | • | | | | • | | | | • | • | • | | | • | | | • | • | • |

BMT
Belleville® Mahogany
Textured

BLT
Belleville® Oak Textured

BFT
Belleville® Fir Textured

BLS
Belleville® Smooth


OAK
Oakcraft®

SHD
Sta-Tru® HD Steel

MHD
Masonite® HD Steel

Door images shown in white are available in a variety of textures and materials as noted by the legend.

6'8"



An organic linear-styled glass that obscures the view while allowing natural light to flow into the home.

Chord features an energy saving Low-E coating and argon gas fill.



See page 55 for more configurations



LEAST OBSCURE 1 2 3 4 5 6 7 8 9 MOST OBSCURE



CUZCO® glass



BELLEVILLE® SMOOTH with Cuzco® glass - BLS-122-364-X - sidelites BLSSL-152-364-X

| | "8.9" | | | | | | | | | | | | | | "0.8" | | | | | | |
|-----|-----------|------------|-----------|-----------|-----------|-----------|-----------|-----------|-----------|-----------|-----------|-----------|-----------|-----------|-----------|-----------|-----------|------------|-----------|-----------|-----------|
| | 106-1 | 106-1P | 106-2 | 106-3 | 122-X | 228-3 | 228-4 | 228-6 | 404-1 | 404-2 | 129-1 | 151-X | 152-X | | 450-1 | 122-1 | 122-2 | 404-1 | 404-1P | 404-2 | 151-1 |
| AB | 106-364-1 | 106-364-1P | 106-364-2 | 106-364-3 | 122-364-X | 228-364-3 | 228-364-4 | 228-364-6 | 404-364-1 | 404-364-2 | 129-364-1 | 151-364-X | 152-364-X | 450-364-1 | 122-364-1 | 122-364-2 | 404-364-1 | 404-364-1P | 404-364-2 | 151-338-1 | 450-364-1 |
| BMT | | • | • | • | • | • | • | • | • | • | • | • | • | • | • | • | • | • | • | • | • |
| BLT | • | | | • | • | • | • | • | • | • | | | | | | | • | | | • | • |
| BFT | | | • | • | • | • | • | • | • | • | • | • | • | • | • | • | | | | | • |
| BLS | • | • | • | • | • | • | • | • | • | • | • | • | • | • | • | • | • | • | • | • | • |
| OAK | | | • | • | • | • | • | • | • | • | • | • | • | • | • | • | • | • | • | • | • |
| SHD | | • | • | • | • | • | • | • | • | • | • | • | • | • | • | • | • | • | • | • | • |
| MHD | • | • | • | • | • | • | • | • | • | • | • | • | • | • | • | • | • | • | • | • | • |

BMT
Belleville® Mahogany
Textured

BLT
Belleville® Oak Textured

BFT
Belleville® Fir Textured

BLS
Belleville® Smooth


OAK
Oakcraft®

SHD
Sta-Tru® HD Steel


MHD
Masonite® HD Steel

Door images shown in white are available in a variety of textures and materials as noted by the legend.


6'8"




106-364-1 2236



106-364-1P 2236



106-364-2 2236



106-364-3 2236



122-364-X 2264



228-364-3 2210




228-364-4 2210



228-364-6 2210



404-364-1 2248



404-364-2 2248




129-364-1 836



152-364-X 764



450-364-1 848



Modern lines and subtle textural layering give Cuzco a fresh take on decorative glass design.

Cuzco features an energy saving Low-E coating and argon gas fill.

dark gray beveled glass
 seed glass
 antique black coming
 pear glass
 dark gray glass
 mistlite glass
 clear beveled glass

LEAST OBSCURE 1 2 3 4 5 6 7 8 9 MOST OBSCURE
 PRIVACY RATING 8

ELEMENT[®] glass



BELLEVILLE[®] OAK TEXTURED with Element[®] glass – door BLT-404-328-2 – sidelites BLTSL-450-328-1 – transom T-328

| | 106-1 | 106-1P | 106-2 | 106-3 | 107-1 | 107-1P | 107-2 | 107-3 | 122-X | 137-3 | 137-4 | 137-6 | 215-2 | 217-2 | 404-1 | 404-2 |
|-----|-----------|------------|-----------|-----------|-----------|------------|-----------|-----------|-----------|-----------|-----------|-----------|-----------|-----------|-----------|-----------|
| AB | 106-328-1 | 106-328-1P | 106-328-2 | 106-328-3 | 107-328-1 | 107-328-1P | 107-328-2 | 107-328-3 | 122-328-X | 137-328-3 | 137-328-4 | 137-328-6 | 215-328-2 | 217-328-2 | 404-328-1 | 404-328-2 |
| BMT | | • | • | | | • | | | • | | | | | | • | |
| BLT | • | | • | • | | | • | • | • | • | • | • | • | | | • |
| BFT | | | | | | | | | • | | | | • | | • | |
| BLS | • | • | • | • | • | • | • | • | • | • | • | • | • | | • | • |
| OAK | | | • | | | | • | | • | | • | | | | | • |
| SHD | | • | • | • | • | • | • | • | • | | • | | • | • | • | • |
| MHD | • | • | • | • | • | • | • | • | • | | • | | • | • | • | • |

| | 129-1 | 151-X | 152-X | 450-1 | 615-1 | 122-1 | 122-2 | 404-1 | 404-1P | 404-2 | 151-1 | 450-1 |
|-----|-----------|-----------|-----------|-----------|-----------|-----------|-----------|-----------|------------|-----------|-----------|-----------|
| AB | 129-328-1 | 151-328-X | 152-328-X | 450-328-1 | 615-328-1 | 122-328-1 | 122-328-2 | 404-328-1 | 404-328-1P | 404-328-2 | 151-328-1 | 450-328-1 |
| BMT | • | | • | • | • | • | | | | • | • | • |
| BLT | • | | • | • | • | | | • | | • | • | • |
| BFT | • | • | | • | • | | | | | | | |
| BLS | • | | • | • | • | • | | • | • | • | • | • |
| OAK | • | | • | • | • | | | | | • | • | • |
| SHD | • | | • | • | • | | • | | | • | • | • |
| MHD | • | | • | • | • | | • | | | • | • | • |

BMT
Belleville[®] Mahogany
Textured

BLT
Belleville[®] Oak Textured

BFT
Belleville[®] Fir Textured

BLS
Belleville[®] Smooth

OAK
Oakcraft[®]

SHD
Sta-Tru[®] HD Steel

MHD
Masonite[®] HD Steel



S-328 transom




T-328 transom

Door images shown in white are available in a variety of textures and materials as noted by the legend.

6'8"



106-328-1 2236



106-328-1P 2236



106-328-2 2236



106-328-3 2236



107-328-1 2237
camber-top



107-328-1P 2237
camber-top



107-328-2 2237
camber-top



122-328-X 2264



137-328-3 2210
camber-top



137-328-4 2210
camber-top



137-328-6 2210
camber-top



215-328-2 2216
shown with optional
dentil shelf



Q1 **new**
217-328-2 2217




404-328-1 2248



404-328-2 2248



129-328-1 836



152-328-X 764



450-328-1 848



615-328-1 816



granite
beveled glass
clear
beveled glass
granite glass
antique black
caming



LEAST
OBSCURE 1 2 3 4 5 6 7 8 9 MOST
OBSCURE



Q1 Available Q1 2014

*Profile for 217 lite frame is unique. Please specify
77DDP152-03280K-SQS full sidelites to match.

GEORGIAN[®] glass



HD STEEL with Georgian[®] glass - door SHD-300-517-X - sidelites SHDSL-152-517-X

| | 106-1 | 106-1P | 106-2 | 106-3 | 107-1 | 107-1P | 107-2 | 107-3 | 122-X | 136-8 | 300-X | 304-2 | 304-3 | 306-1 | 404-1 | 404-2 |
|-----|-----------|------------|-----------|-----------|-----------|------------|-----------|-----------|-----------|-----------|-----------|-----------|-----------|-----------|-----------|-----------|
| B | 106-515-1 | 106-515-1P | 106-515-2 | 106-515-3 | 107-515-1 | 107-515-1P | 107-515-2 | 107-515-3 | 122-515-X | 136-515-8 | 300-515-X | 304-515-2 | 304-515-3 | 306-515-1 | 404-515-1 | 404-515-2 |
| P | 106-517-1 | 106-517-1P | 106-517-2 | 106-517-3 | 107-517-1 | 107-517-1P | 107-517-2 | 107-517-3 | 122-517-X | 136-517-8 | 300-517-X | 304-517-2 | 304-517-3 | 306-517-1 | 404-517-1 | 404-517-2 |
| AB | 106-518-1 | 106-518-1P | 106-518-2 | 106-518-3 | | | | | | | | | | | | |
| BMT | | • | • | | | • | | | • | | | • | | | • | |
| BLT | • | | • | • | | | • | • | • | | • | | • | • | | • |
| BFT | | | • | | | | | | • | | • | | | | • | |
| BLS | • | • | • | • | • | • | • | • | • | • | • | • | • | • | • | • |
| OAK | | | • | | | | | | • | • | • | | • | | | • |
| SHD | | • | • | | • | • | • | | • | • | • | • | • | • | • | • |
| MHD | • | • | • | | • | • | • | | • | • | • | • | • | • | • | • |

| | | | | | "0.8" | | | | | | | | |
|-----|-----------|-----------|-----------|-----------|-----------|-----------|-----------|-----------|------------|-----------|-----------|-----------|-------|
| | 129-1 | 151-X | 152-X | 450-1 | | 122-1 | 122-2 | 306-2 | 404-1 | 404-1P | 404-2 | 151-1 | 450-1 |
| B | 129-515-1 | 151-515-X | 152-515-X | 450-515-1 | 122-515-1 | 122-515-2 | 306-515-2 | 404-515-1 | 404-515-1P | 404-515-2 | 151-515-1 | 450-515-1 | |
| P | 129-517-1 | 151-517-X | 152-517-X | 450-517-1 | 122-517-1 | 122-517-2 | 306-517-2 | 404-517-1 | 404-517-1P | 404-517-2 | 151-517-1 | 450-517-1 | |
| AB | 129-518-1 | | | | | | | | | | | | |
| BMT | • | | • | • | • | | • | | | • | • | • | |
| BLT | • | | • | • | | | | • | | • | • | • | |
| BFT | • | • | | • | | | | | | | | | |
| BLS | • | | • | • | • | | • | • | • | • | • | • | |
| OAK | • | | • | • | | | | | | • | | • | |
| SHD | • | | • | • | | • | | | | • | • | • | |
| MHD | • | | • | • | | • | | | | • | • | • | |

BMT
Belleville[®] Mahogany
Textured

BLT
Belleville[®] Oak Textured

BFT
Belleville[®] Fir Textured

BLS
Belleville[®] Smooth

OAK
Oakcraft[®]

SHD
Sta-Tru[®] HD Steel

MHD
Masonite[®] HD Steel



Door images shown in white are available in a variety of textures and materials as noted by the legend.

6'8"



Glass shown with platinum caming. Brass & antique black also available.

glue chip glass
clear beveled glass
platinum caming

LEAST OBSCURE 1 2 3 4 5 6 7 8 9 MOST OBSCURE

7 PRIVACY RATING

Georgian® glass
caming B = brass 515 P = platinum 517 AB = antique black 518

GLACE® glass



BELLEVILLE® OAK TEXTURED with Glace® glass - door BLT-106-430-3

| | "8.9" | | | | | | | | | | "0.8" | | |
|-----|-----------|------------|-----------|-----------|-----------|-----------|-----------|-----------|-----------|-----------|-----------|-----------|-----------|
| | | | | | | | | | | | | | |
| B | 106-430-1 | 106-430-1P | 106-430-2 | 106-430-3 | 122-430-X | 135-430-4 | 135-430-6 | 129-430-1 | 151-430-X | 152-430-X | 122-430-1 | 122-430-2 | 151-430-1 |
| P | 106-433-1 | 106-433-1P | 106-433-2 | 106-433-3 | 122-433-X | 135-433-4 | 135-433-6 | 129-433-1 | 151-433-X | 152-433-X | 122-433-1 | 122-433-2 | 151-433-1 |
| BMT | | • | • | | • | | | • | | • | • | | • |
| BLT | • | | • | • | • | • | • | • | | • | | | • |
| BFT | | | • | | • | | | • | • | | | | |
| BLS | • | • | • | • | • | • | • | • | | • | | | • |
| OAK | | | • | | • | • | • | • | | • | | | |
| SHD | | • | • | | • | • | • | • | | • | | • | • |
| MHD | • | • | • | | • | • | • | • | | • | | • | • |

BMT
Belleville® Mahogany
Textured

BLT
Belleville® Oak Textured

BFT
Belleville® Fir Textured

BLS
Belleville® Smooth

OAK
Oakcraft®

SHD
Sta-Tru® HD Steel

MHD
Masonite® HD Steel

Door images shown in white are available in a variety of textures and materials as noted by the legend.

6'8"



106-430-1 2236



106-430-1P 2236



106-430-2 2236



106-430-3 2236



122-430-X 2264



135-430-4 2210
fan



135-430-6 2210
fan



129-430-1 836



152-430-X 764



Glass shown with brass caming.
Platinum also available.

brass caming

clear beveled glass



IRON SPRINGS® glass



BELLEVILLE® HOLLISTER® FIR TEXTURED with Iron Springs® glass – door BFT-404-918-1

| | "0.9 | | | | | | | | | | | "0.8 | | | | | | | | | |
|-----|-----------|------------|-----------|-----------|-----------|-----------|-----------|-----------|-----------|-----------|-----------|-----------|-----------|-----------|------------|-----------|-----------|-----------|-----------|-----------|--|
| | 106-1 | 106-1P | 106-2 | 106-3 | 122-X | 404-1 | 404-2 | 129-1 | 151-X | 152-X | 450-1 | 122-1 | 122-2 | 404-1 | 404-1P | 404-2 | 810-X | 151-1 | 450-1 | 852-X | |
| WR | 106-918-1 | 106-918-1P | 106-918-2 | 106-918-3 | 122-918-X | 404-918-1 | 404-918-2 | 129-918-1 | 151-918-X | 152-918-X | 450-918-1 | 122-918-1 | 122-918-2 | 404-918-1 | 404-918-1P | 404-918-2 | 810-918-X | 151-918-1 | 450-918-1 | 852-918-X | |
| BMT | | • | • | | • | • | | • | | • | • | • | | | | • | • | • | • | • | |
| BLT | • | | • | • | • | | • | • | | • | • | | | • | | • | • | • | • | • | |
| BFT | | | • | | • | • | | • | • | | • | | | | | | | | | | |
| BLS | • | • | • | • | • | • | | • | | • | • | • | | • | • | • | • | • | • | • | |
| OAK | | | • | | • | • | | • | | • | • | | | | | • | • | | • | • | |
| SHD | | • | • | | • | • | | • | | • | • | | • | | | • | • | • | • | • | |
| MHD | • | • | • | | • | • | | • | | • | • | | • | | | • | • | • | • | • | |

BMT
Belleville® Mahogany
Textured

BLT
Belleville® Oak
Textured




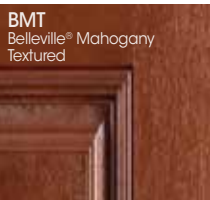
BFT
Belleville® Fir
Textured

BLS
Belleville® Smooth

OAK
Oakcraft®

SHD
Sta-Tru® HD Steel

MHD
Masonite® HD Steel



Door images shown in white are available in a variety of textures and materials as noted by the legend.

6'8"



106-918-1 2236



106-918-1P 2236



106-918-2 2236



106-918-3 2236



122-918-X 2264



404-918-1 2248



404-918-2 2248



129-918-1 836



152-918-X 764



450-918-1 848

8'0"



810-918-X 2280



852-918-X 880



Iron Springs features a full panel of textured glass which provides a high level of obscurity and diffuses the appearance of the wrought iron from the inside of the home.

Iron Springs features an energy saving Low-E coating.

pear glass (inside facing)

clear glass (outside facing)

1/2" square wrought iron

LEAST OBSCURE 1 2 3 4 5 6 7 8 9 MOST OBSCURE

PRIVACY RATING 8

KORDELLA® glass



BELLEVILLE® SMOOTH with Kordella® glass – door BLS-122-686-X – sidelites BLS-152-686-X

| | "8.9 | | | | | | | | | | | | | "10.8 | | | | | | | |
|-----|-----------|------------|-----------|-----------|-----------|-----------|-----------|-----------|-----------|-----------|-----------|-----------|-----------|-----------|-----------|-----------|-----------|------------|-----------|-----------|-----------|
| | 106-1 | 106-1P | 106-2 | 106-3 | 122-X | 228-3 | 228-4 | 228-6 | 404-1 | 404-2 | 129-1 | 151-X | 152-X | 450-1 | 122-1 | 122-2 | 404-1 | 404-1P | 404-2 | 151-1 | 450-1 |
| AB | 106-686-1 | 106-686-1P | 106-686-2 | 106-686-3 | 122-686-X | 228-686-3 | 228-686-4 | 228-686-6 | 404-686-1 | 404-686-2 | 129-686-1 | 151-686-X | 152-686-X | 450-686-1 | 122-686-1 | 122-686-2 | 404-686-1 | 404-686-1P | 404-686-2 | 151-686-1 | 450-686-1 |
| BMT | | • | • | | • | • | • | • | • | | • | | • | • | • | | | | • | • | • |
| BLT | • | | • | • | • | • | • | • | | • | • | | • | • | | | • | | | • | • |
| BFT | | | • | | • | • | • | • | • | | • | • | | • | | | | | | | • |
| BLS | • | • | • | • | • | • | • | • | • | • | • | | • | • | • | | • | • | • | • | • |
| OAK | | | • | | • | | • | | • | • | | | • | • | | | | | • | | • |
| SHD | | • | • | | • | | • | | • | • | | | • | • | • | | | | • | • | • |
| MHD | • | • | • | | • | • | • | • | • | • | • | | • | • | • | | | | • | • | • |

BMT
Belleville® Mahogany Textured

BLT
Belleville® Oak Textured


BFT
Belleville® Fir Textured

BLS
Belleville® Smooth


OAK
Oakcraft®

SHD
Sta-Tru® HD Steel


MHD
Masonite® HD Steel




106-686-1 2236



106-686-1P 2236



106-686-2 2236



106-686-3 2236



122-686-X 2264




228-686-3 2210




228-686-4 2210



228-686-6 2210



404-686-1 2248



404-686-2 2248



129-686-1 836



152-686-X 764



450-686-1 848



Kordella's flowing lines and varied glass textures provide simple elegance to any home.

Kordella features an energy saving Low-E coating and argon gas fill.

- white etch glass
- dark gray glass
- pear glass
- seed glass
- clear beveled glass



MADRID[®] glass



8'0" HD STEEL with Madrid[®] glass – door SHD-810-900-X – sidelites SHDSL-852-900-X – transom T-900

| | | | | | | | | | | | | | | | | | | | |
|------|-----------|------------|-----------|-----------|-----------|------------|-----------|-----------|-----------|-----------|-----------|-----------|-----------|-----------|-----------|-----------|-----------|-----------|-----------|
| 8'9" | | | | | | | | | | | | | | | | | | | |
| | 106-1 | 106-1P | 106-2 | 106-3 | 107-1 | 107-1P | 107-2 | 107-3 | 122-X | 135-4 | 135-6 | 137-3 | 137-4 | 137-6 | 203-7 | 228-3 | 228-4 | 228-6 | 300-X |
| AB | 106-900-1 | 106-900-1P | 106-900-2 | 106-900-3 | 107-900-1 | 107-900-1P | 107-900-2 | 107-900-3 | 122-900-X | 135-900-4 | 135-900-6 | 137-900-3 | 137-900-4 | 137-900-6 | 203-900-7 | 228-900-3 | 228-900-4 | 228-900-6 | 300-900-X |
| BMT | | • | • | | | • | | | • | | | | | | • | | • | | • |
| BLT | • | | • | • | | | • | • | • | • | • | • | • | • | • | • | • | • | • |
| BFT | | | • | | | | | | • | | | | | | | | • | | |
| BLS | • | • | • | • | • | • | • | • | • | • | • | • | • | • | • | • | • | • | • |
| OAK | | | • | | | | • | • | • | • | | | • | | | | • | | • |
| SHD | | • | • | | • | • | • | • | • | • | | | • | | • | | • | | • |
| MHD | • | • | • | | • | • | • | • | • | • | | | • | | • | | • | | • |

| | | | | | | | | | | | | | | | | | | | | | |
|------|-----------|-----------|-----------|-----------|-----------|-----------|-----------|-----------|-----------|-----------|-----------|-----------|-----------|-----------|------------|-----------|-----------|-----------|-----------|-----------|-------|
| 8'9" | | | | | | | | | | 8'0" | | | | | | | | | | | |
| | 304-2 | 304-3 | 306-1 | 404-1 | 404-2 | 129-1 | 151-X | 152-X | 450-1 | | 122-1 | 122-2 | 201-7 | 306-2 | 404-1 | 404-1P | 404-2 | 810-X | 151-1 | 450-1 | 852-X |
| AB | 304-900-2 | 304-900-3 | 306-900-1 | 404-900-1 | 404-900-2 | 129-900-1 | 151-900-X | 152-900-X | 450-900-1 | 122-900-1 | 122-900-2 | 201-900-7 | 306-900-2 | 404-900-1 | 404-900-1P | 404-900-2 | 810-900-X | 151-900-1 | 450-900-1 | 852-900-X | |
| BMT | • | | | • | | • | | • | • | | • | | | • | | • | • | • | • | • | • |
| BLT | | • | • | | • | • | | • | • | | | | • | | • | | • | • | • | • | • |
| BFT | • | | | • | | • | • | • | • | | | | | | | | | | | | |
| BLS | • | • | | • | • | • | | • | • | • | | | • | • | • | • | • | • | • | • | • |
| OAK | | • | | • | • | • | | • | • | | | | | | | | • | • | | • | • |
| SHD | | • | • | • | • | • | | • | • | | • | | | | | | • | • | • | • | • |
| MHD | | • | • | • | • | • | | • | • | | • | | | | | | • | • | • | • | • |

BMT
Belleville[®] Mahogany
Textured

BLT
Belleville[®] Oak Textured

BFT
Belleville[®] Fir Textured

BLS
Belleville[®] Smooth

OAK
Oakcraft[®]

SHD
Sta-Tru[®] HD Steel

MHD
Masonite[®] HD Steel



C38-900 transom



S-900 transom




E-900 transom




T-900 transom

Door images shown in white are available in a variety of textures and materials as noted by the legend.

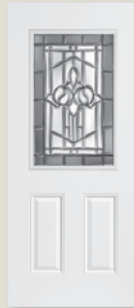
6'8"



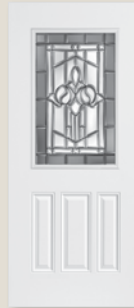
106-900-1 2236




106-900-1P 2236



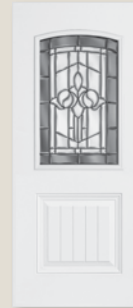
106-900-2 2236



106-900-3 2236




107-900-1 2237
camber-top



107-900-1P 2237
camber-top



107-900-2 2237
camber-top



107-900-3 2237
camber-top



122-900-X 2264



135-900-4 2210
fan



135-900-6 2210
fan



137-900-3 2210
camber-top



137-900-4 2210
camber-top



137-900-6 2210
camber-top



203-900-7 842
round-top



228-900-3 2210



228-900-4 2210




228-900-6 2210



300-900-X 2057
oval



304-900-2 1640
oval



304-900-3 1640
oval



306-900-1 1555
oval



404-900-1 2248



404-900-2 2248



129-900-1 836



152-900-X 764



450-900-1 848


8'0"



201-900-7 858
round-top



810-900-X 2280



852-900-X 880

grey beveled glass

clear beveled glass

antique black caming



LEAST
OBSCURE 1 2 3 4 5 6 7 8 9 MOST
OBSCURE



MARQUISE® glass



8'0" BELLEVILLE® OAK TEXTURED with Marquise® glass – BLT-810-778-X – sidelites BLTSL-852-778-X

| | 106-1 | 106-1P | 106-2 | 106-3 | 122-X | 135-4 | 135-6 | 203-7 | 300-X | 304-2 | 304-3 | 306-1 | 404-1 | 404-2 | 129-1 | 151-X | 152-X | 450-1 |
|-----|-----------|------------|-----------|-----------|-----------|-----------|-----------|-----------|-----------|-----------|-----------|-----------|-----------|-----------|-----------|-----------|-----------|-----------|
| B | 106-777-1 | 106-777-1P | 106-777-2 | 106-777-3 | 122-777-X | 135-777-4 | 135-777-6 | 203-777-7 | 300-777-X | 304-777-2 | 304-777-3 | 306-777-1 | 404-777-1 | 404-777-2 | 129-777-1 | 151-777-X | 152-777-X | 450-777-1 |
| P | 106-778-1 | 106-778-1P | 106-778-2 | 106-778-3 | 122-778-X | 135-778-4 | 135-778-6 | 203-778-7 | 300-778-X | 304-778-2 | 304-778-3 | 306-778-1 | 404-778-1 | 404-778-2 | 129-778-1 | 151-778-X | 152-778-X | 450-778-1 |
| AB | 106-779-1 | 106-779-1P | 106-779-2 | 106-779-3 | 122-779-X | | | | 300-779-X | 304-779-2 | 304-779-3 | | 404-779-1 | 404-779-2 | 129-779-1 | 151-779-X | 152-779-X | 450-779-1 |
| BMT | | • | • | • | • | | | • | | | | | • | | • | | • | • |
| BLT | • | | • | • | • | • | • | • | • | • | • | • | • | • | • | • | • | • |
| BFT | | | • | • | • | | | | | | • | | • | | • | | | • |
| BLS | • | • | • | • | • | • | • | • | • | • | • | • | • | • | • | • | • | • |
| OAK | | | • | • | • | • | • | • | • | • | • | • | • | • | • | • | • | • |
| SHD | | • | • | • | • | • | • | • | • | • | • | • | • | • | • | • | • | • |
| MHD | • | • | • | • | • | • | • | • | • | • | • | • | • | • | • | • | • | • |

| | 122-1 | 122-2 | 201-7 | 306-2 | 404-1 | 404-1P | 404-2 | 810-X | 151-1 | 450-1 | 852-X |
|-----|-----------|-----------|-----------|-----------|-----------|------------|-----------|-----------|-----------|-----------|-----------|
| B | 122-777-1 | 122-777-2 | 201-777-7 | 306-777-2 | 404-777-1 | 404-777-1P | 404-777-2 | | 151-777-1 | 450-777-1 | |
| P | 122-778-1 | 122-778-2 | 201-778-7 | 306-778-2 | 404-778-1 | 404-778-1P | 404-778-2 | 810-778-X | 151-778-1 | 450-778-1 | 852-778-X |
| AB | 122-779-1 | 122-779-2 | | | 404-779-1 | 404-779-1P | 404-779-2 | | | 450-779-1 | |
| BMT | • | | | • | | | • | • | • | • | • |
| BLT | | | • | | • | | • | • | • | • | • |
| BFT | | | | | | | | | | | |
| BLS | • | | • | • | • | • | • | • | • | • | • |
| OAK | | | | | | | • | • | • | • | • |
| SHD | | • | | | | | • | • | • | • | • |
| MHD | | • | | | | | • | • | • | • | • |

BMT
Belleville® Mahogany Textured

BLT
Belleville® Oak Textured

BFT
Belleville® Fir Textured


BLS
Belleville® Smooth

OAK
Oakcraft®

SHD
Sta-Tru® HD Steel

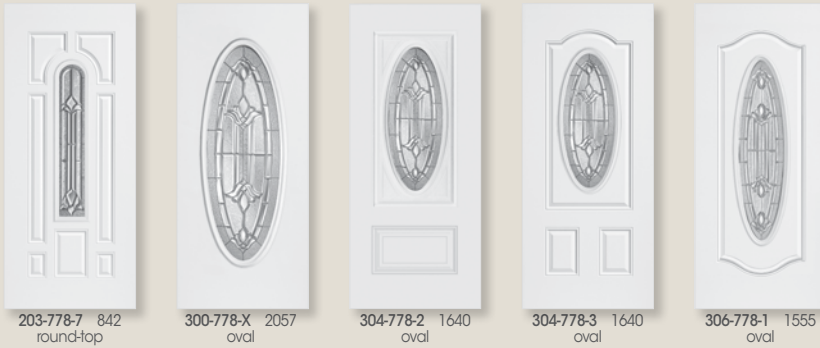
MHD
Masonite® HD Steel





Door images shown in white are available in a variety of textures and materials as noted by the legend.

6'8"



8'0"




Glass shown with platinum
caming. Brass & antique
black also available.

- granite glass
- clear beveled glass
- glue chip beveled glass
- antique black caming


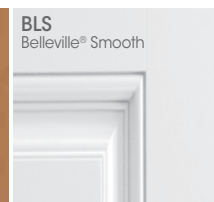


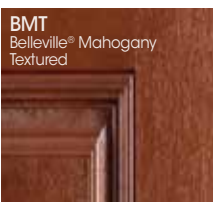


MONDRIAN[®] glass



BELLEVILLE[®] SMOOTH with Mondrian[®] glass - door BLS-404-833-2 - sidelite BLSL-450-833-1

| | "0.9 | | | | | | | | | | "0.8 | | | | | |
|-----|-----------|------------|-----------|-----------|-----------|-----------|-----------|-----------|-----------|-----------|-----------|-----------|-----------|------------|-----------|-----------|
| | 106-1 | 106-1P | 106-2 | 106-3 | 122-X | 404-1 | 404-2 | 129-1 | 152-X | 450-1 | 122-1 | 122-2 | 404-1 | 404-1P | 404-2 | 450-1 |
| SW | 106-833-1 | 106-833-1P | 106-833-2 | 106-833-3 | 122-833-X | 404-833-1 | 404-833-2 | 129-833-1 | 152-833-X | 450-833-1 | 122-833-1 | 122-833-2 | 404-833-1 | 404-833-1P | 404-833-2 | 450-833-1 |
| BMT | | • | • | | • | • | | • | • | • | • | | | | • | • |
| BLT | • | | • | • | • | | • | • | • | • | | | • | | • | • |
| BFT | | | • | | • | | | • | | • | | | | | | |
| BLS | • | • | • | • | • | • | • | • | • | • | • | | • | | • | • |
| OAK | | | • | | • | • | • | • | • | • | | | | | • | • |
| SHD | | • | • | | • | • | • | • | • | • | | • | | | • | • |
| MHD | • | • | • | | • | • | • | • | • | • | | • | | | • | • |



Door images shown in white are available in a variety of textures and materials as noted by the legend.

6'8"




106-833-1 2236 106-833-1P 2236 106-833-2 2236 106-833-3 2236



122-833-X 2264 404-833-1 2248 404-833-2 2248



129-833-1 836 152-833-X 764 450-833-1 848



Featuring SpectraWeld® technology, a unique system utilizing revolutionary composite material that bonds to the glass and simulates caming.

Mondrian features a full panel double pane of textured glass which provides a high level of obscurity and diffuses the appearance of the SpectraWeld from the inside of the home.

tempered oceana glass (inside facing)

grey ceramic frit

charcoal SpectraWeld®

LEAST OBSCURE 1 2 3 4 5 6 7 8 9 MOST OBSCURE

PRIVACY RATING 8





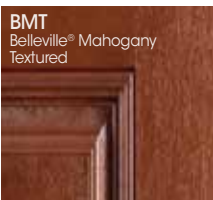
NAPLES[®] glass



8'0" BELLEVILLE[®] OAK TEXTURED with Naples[®] glass – door BLT-404-366-1


| | 106-1 | 106-1P | 106-2 | 106-3 | 122-X | 203-7 | 215-2 | 217-2 | 228-3 | 228-4 | 228-6 | 404-1 | 404-2 |
|-----|-----------|------------|-----------|-----------|-----------|-----------|-----------|-----------|-----------|-----------|-----------|-----------|-----------|
| AB | 106-366-1 | 106-366-1P | 106-366-2 | 106-366-3 | 122-366-X | 203-366-7 | 215-366-2 | 217-217-2 | 228-366-3 | 228-366-4 | 228-366-6 | 404-366-1 | 404-366-2 |
| BMT | | • | • | • | • | • | | | | • | | | • |
| BLT | • | | • | • | • | | • | | | | • | | • |
| BFT | | | • | | • | | • | | | • | | • | |
| BLS | • | • | • | • | • | • | • | | | • | • | • | • |
| OAK | | | | | • | | | | | • | | | • |
| SHD | | • | • | | • | • | • | • | | • | • | • | • |
| MHD | • | • | • | | • | • | • | • | | • | | • | • |

| | 129-1 | 151-X | 152-X | 450-1 | 615-1 | | 122-1 | 122-2 | 404-1 | 404-1P | 404-2 | 810-X | 151-1 | 450-1 |
|-----|-----------|-----------|-----------|-----------|-----------|-----------|-----------|-----------|------------|-----------|-----------|-----------|-----------|-----------|
| AB | 129-366-1 | 151-366-X | 152-366-X | 450-366-1 | 615-366-1 | 122-366-1 | 122-366-2 | 404-366-1 | 404-366-1P | 404-366-2 | 810-366-X | 151-366-1 | 450-366-1 | 852-366-X |
| BMT | • | | • | • | • | • | | | | • | • | • | • | • |
| BLT | • | | • | • | • | | | • | | • | • | • | • | • |
| BFT | • | • | | • | • | | | | | | | | | |
| BLS | • | | • | • | • | • | | • | • | • | • | • | • | • |
| OAK | • | | • | • | • | | | | | • | • | | • | • |
| SHD | • | | • | • | • | | • | | | • | • | • | • | • |
| MHD | • | | • | • | • | | • | | | • | • | • | • | • |





T-366 transom



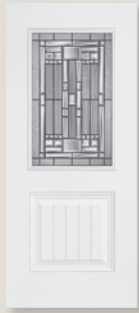
A48-366
accent window

Door images shown in white are available in a variety of textures and materials as noted by the legend.

6'8"



106-366-1 2236




106-366-1P 2236



106-366-2 2236



106-366-3 2236




122-366-X 2264



203-366-7 842
round-top



215-366-2 2216
shown with optional
dentil shelf



Q1 **new**
*217-366-2 2217



404-366-1 2248



404-366-2 2248



228-366-3 2210



228-366-4 2210



228-366-6 2210



129-366-1 836



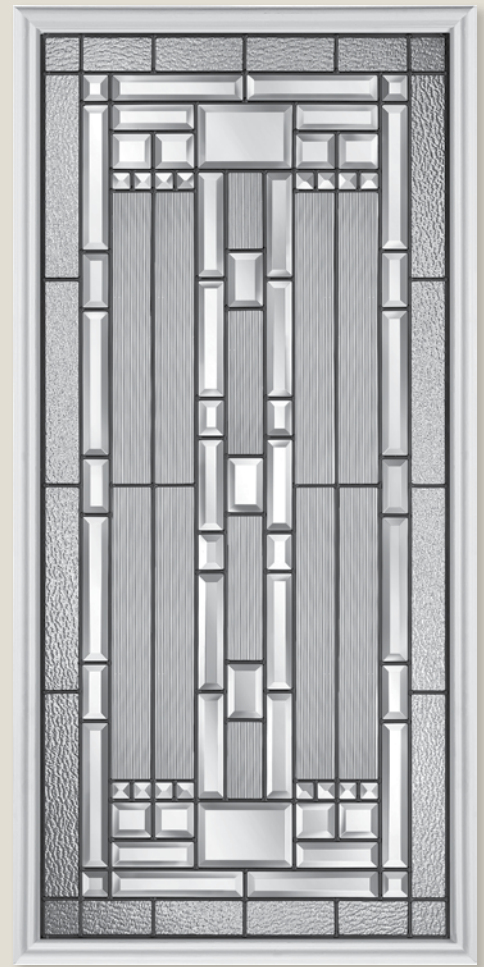
152-366-X 764




450-366-1 848



615-366-1 816



8'0"



810-366-X 2280



852-366-X 880

Q1 Available Q1 2014

*Profile for 217 lite frame is unique. Please specify 77DDP152-03660K-SQS full sidelites to match.

granite glass

clear beveled glass

narrow reed glass

antique black caming

LEAST OBSCURE 1 2 3 4 5 6 7 8 9 MOST OBSCURE

PRIVACY RATING 8

PANAMA[®]glass



BELLEVILLE[®] SMOOTH with Panama[®] glass – doors BLS-203-725-7

| | 106-1 | 106-1P | 106-2 | 106-3 | 122-X | 135-4 | 135-6 | 203-7 | 300-X | 304-2 | 304-3 | 306-1 | 404-1 | 404-2 | 129-1 | 151-X | 152-X | 450-1 |
|-----|-----------|------------|-----------|-----------|-----------|-----------|-----------|-----------|-----------|-----------|-----------|-----------|-----------|-----------|-----------|-----------|-----------|-----------|
| B | 106-724-1 | 106-724-1P | 106-724-2 | 106-724-3 | 122-724-X | 135-724-4 | 135-724-6 | 203-724-7 | 300-724-X | 304-724-2 | 304-724-3 | 306-724-1 | 404-724-1 | 404-724-2 | 129-724-1 | 151-724-X | 152-724-X | 450-724-1 |
| P | 106-725-1 | 106-725-1P | 106-725-2 | 106-725-3 | 122-725-X | 135-725-4 | 135-725-6 | 203-725-7 | 300-725-X | 304-725-2 | 304-725-3 | 306-725-1 | 404-725-1 | 404-725-2 | 129-725-1 | 151-725-X | 152-725-X | 450-725-1 |
| BMT | | • | • | | • | | | • | | • | | | • | | • | | • | • |
| BLT | • | | • | • | • | • | • | • | • | | • | • | | • | • | | • | • |
| BFT | | | • | | • | | | | | • | | | • | | • | • | | • |
| BLS | • | • | • | • | • | • | • | • | • | • | • | • | • | • | • | | • | • |
| OAK | | | • | | • | • | | | | • | | | • | | • | | • | • |
| SHD | | • | • | | • | • | | • | • | | • | • | • | • | • | | • | • |
| MHD | • | • | • | | • | • | | • | • | • | • | • | • | • | • | | • | • |

| | 122-1 | 122-2 | 201-7 | 306-2 | 404-1 | 404-1P | 404-2 | 810-X | 151-1 | 450-1 | 852-X |
|-----|-----------|-----------|-----------|-----------|-----------|------------|-----------|-----------|-----------|-----------|-----------|
| B | 122-724-1 | 122-724-2 | 201-724-7 | 306-724-2 | 404-724-1 | 404-724-1P | 404-724-2 | 810-724-X | 151-724-1 | 450-724-1 | 852-724-X |
| P | 122-725-1 | 122-725-2 | 201-725-7 | 306-725-2 | 404-725-1 | 404-725-1P | 404-725-2 | 810-725-X | 151-725-1 | 450-725-1 | 852-725-X |
| BMT | • | | | • | | | | • | • | • | • |
| BLT | | | • | | • | | | • | • | • | • |
| BFT | | | | | | | | | | | |
| BLS | • | | • | • | • | • | • | • | • | • | • |
| OAK | | | | | | | | • | • | • | • |
| SHD | | • | | | | | | • | • | • | • |
| MHD | | • | | | | | | • | • | • | • |

BMT
Belleville[®] Mahogany
Textured

BLT
Belleville[®] Oak Textured

BFT
Belleville[®] Fir Textured

BLS
Belleville[®] Smooth

OAK
Oakcraft[®]

SHD
Sta-Tru[®] HD Steel

MHD
Masonite[®] HD Steel





C38-724, C38-725 transom



C-724, C-725 transom



S-724, S-725 transom



E-724, E-725 transom




T-724, T-725 transom

Door images shown in white are available in a variety of textures and materials as noted by the legend.

6'8"



106-725-1 2236



106-725-1P 2236



106-725-2 2236



106-725-3 2236



122-725-X 2264



135-725-4 2210 fan



135-725-6 2210 fan



203-725-7 842 round-top



300-725-X 2057 oval



304-725-2 1640 oval



304-725-3 1640 oval



306-725-1 1555 oval




404-725-1 2248



404-725-2 2248




129-725-1 836



152-725-X 764



450-725-1 848



8'0"



201-725-7 858 round-top



810-725-X 2280



852-725-X 880


Glass shown with platinum coming. Brass also available.

granite glass

clear beveled glass

platinum coming

aqua glass



LEAST OBSCURE 1 2 3 4 5 6 7 8 9 MOST OBSCURE

PRIVACY RATING 6

PEAR glass



BELLEVILLE® CRAFTSMAN OAK with Pear glass and applied dentil shelf - BLT-215-116-2

| T | | | | | | | | | | | | | | | |
|-----|-----------|------------|-----------|-----------|-----------|-----------|-----------|-----------|-----------|-----------|-----------|-----------|-----------|-----------|-----------|
| | 106-1 | 106-1P | 106-2 | 106-3 | 122-X | 137-3 | 137-4 | 137-6 | 215-2 | 228-3 | 217-2 | 228-4 | 228-6 | 404-1 | 404-2 |
| T | 106-116-1 | 106-116-1P | 106-116-2 | 106-116-3 | 122-116-X | 137-116-3 | 137-116-4 | 137-116-6 | 215-116-2 | 228-116-3 | 217-116-2 | 228-116-4 | 228-116-6 | 404-116-1 | 404-116-2 |
| BMT | | • | • | | • | | | | | | | | | • | |
| BLT | • | | • | • | • | • | • | • | • | • | | | • | | • |
| BFT | | | • | • | • | | | | • | | | | | • | |
| BLS | • | • | • | • | | • | • | • | • | • | | | • | • | • |
| OAK | | | • | | • | | | | | | | | • | | • |
| SHD | | • | • | | • | | • | | • | | | | | • | • |
| MHD | • | • | • | | • | | • | | • | | | • | | • | • |

| T | | | | | | | | | | | | | | | | | | | | | | | | | |
|-----|-----------|-----------|-----------|-----------|-----------|-----------|-----------|-----------|------------|-----------|-----------|-----------|-----------|-----------|-----------|-----------|-----------|-----------|-----------|-----------|------------|-----------|-----------|-----------|---|
| | 129-1 | 151-X | 152-X | 450-1 | 615-1 | 122-1 | 122-2 | 404-1 | 404-1P | 404-2 | 151-1 | 450-1 | 129-116-1 | 151-116-X | 152-116-X | 450-116-1 | 615-116-1 | 122-116-1 | 122-116-2 | 404-116-1 | 404-116-1P | 404-116-2 | 151-116-1 | 450-116-1 | |
| T | 129-116-1 | 151-116-X | 152-116-X | 450-116-1 | 615-116-1 | 122-116-1 | 122-116-2 | 404-116-1 | 404-116-1P | 404-116-2 | 151-116-1 | 450-116-1 | 129-116-1 | 151-116-X | 152-116-X | 450-116-1 | 615-116-1 | 122-116-1 | 122-116-2 | 404-116-1 | 404-116-1P | 404-116-2 | 151-116-1 | 450-116-1 | |
| BMT | • | | | • | • | | | | | | | | • | | | | | • | | | | | | | • |
| BLT | • | | | • | • | | | | | | | | • | | | | | | | | | | | | • |
| BFT | • | • | | • | • | | | | | | | | | | | | | | | | | | | | |
| BLS | • | | | • | • | | | • | | • | | | • | | | | | • | | • | | • | | | • |
| OAK | • | | | • | • | | | | | | | | • | | | | | | | | | | | | • |
| SHD | • | | | • | • | | | | | • | | | • | | | | | | | | | | | | • |
| MHD | • | | | • | • | | | | | • | | | • | | | | | | | | | | | | • |

BMT
Belleville® Mahogany
Textured

BLT
Belleville® Oak Textured

BFT
Belleville® Fir Textured

BLS
Belleville® Smooth

OAK
Oakcraft®

SHD
Sta-Tru® HD Steel

MHD
Masonite® HD Steel

Door images shown in white are available in a variety of textures and materials as noted by the legend.

6'8"



A classic textured glass with assuring privacy bringing the ambiance of natural light indoors.


Pear features an energy saving Low-E coating and argon gas fill.

Q1 Available Q1 2014

*Profile for 217 lite frame is unique. Please specify 77DDP152-01160K-SQS full sidelites to match.



See page 55 for more configurations



QUATTRO[®] glass



BELLEVILLE[®] HOLLISTER[®] SMOOTH with Quattro[®] glass - door BLS-404-957-1 - sidelites BLSL-450-957-1

| | ".8.9" | | | | | | | | | | | ".0.8" | | | | | | |
|-----|-----------|------------|-----------|-----------|-----------|-----------|-----------|-----------|-----------|-----------|-----------|-----------|-----------|-----------|------------|-----------|-----------|-----------|
| | 106-1 | 106-1P | 106-2 | 106-3 | 122-X | 404-1 | 404-2 | 129-1 | 151-X | 152-X | 450-1 | 122-1 | 122-2 | 404-1 | 404-1P | 404-2 | 151-1 | 450-1 |
| WR | 106-957-1 | 106-957-1P | 106-957-2 | 106-957-3 | 122-957-X | 404-957-1 | 404-957-2 | 129-957-1 | 151-957-X | 152-957-X | 450-957-1 | 122-957-1 | 122-957-2 | 404-957-1 | 404-957-1P | 404-957-2 | 151-957-1 | 450-957-1 |
| BMT | | • | • | • | • | • | • | • | • | • | • | • | | | | • | • | • |
| BLT | • | | • | • | • | • | • | | | • | • | | | • | | | • | • |
| BFT | | | • | • | • | • | • | • | • | | • | | | | | | | • |
| BLS | • | • | • | • | • | • | • | • | • | • | • | • | | • | • | • | • | • |
| OAK | | | • | • | • | • | • | • | • | • | • | | | | | • | • | • |
| SHD | | • | • | • | • | • | • | • | • | • | • | | • | | | • | • | • |
| MHD | • | • | • | • | • | • | • | • | • | • | • | | • | | | • | • | • |

BMT
Belleville[®] Mahogany
Textured

BLT
Belleville[®] Oak
Textured

BFT
Belleville[®] Fir
Textured

BLS
Belleville[®] Smooth

OAK
Oakcraft[®]

SHD
Sta-Tru[®] HD Steel

MHD
Masonite[®] HD Steel



T-957 transom

Door images shown in white are available in a variety of textures and materials as noted by the legend.

6'8"



106-957-1 2236



106-957-1P 2236



106-957-2 2236



106-957-3 2236



122-957-X 2264



404-957-1 2248



404-957-2 2248




129-957-1 836



152-957-X 764




450-957-1 848



Quattro features a full panel of textured glass which provides a high level of obscurity and diffuses the appearance of the wrought iron from the inside of the home.

tempered
oceana glass
(inside facing)

wrought iron



LEAST
OBSCURE 1 2 3 4 5 6 7 8 9 MOST
OBSCURE



ROCKLAND® glass



BELLEVILLE® SMOOTH with Rockland® glass – door BLS-137-566-3

| | 106-1 | 106-1P | 106-2 | 106-3 | 107-1 | 107-1P | 107-2 | 107-3 | 122-X | 137-3 | 137-4 | 137-6 | 404-1 | 404-2 |
|-----|-----------|------------|-----------|-----------|-----------|------------|-----------|-----------|-----------|-----------|-----------|-----------|-----------|-----------|
| AB | 106-566-1 | 106-566-1P | 106-566-2 | 106-566-3 | 107-566-1 | 107-566-1P | 107-566-2 | 107-566-3 | 122-566-X | 137-566-3 | 137-566-4 | 137-566-6 | 404-566-1 | 404-566-2 |
| BMT | | • | • | | | • | | | • | | | | • | |
| BLT | • | | | | | | | • | | • | | | | • |
| BFT | | | • | | | | | | • | | | | | |
| BLS | • | • | • | • | • | • | • | • | • | • | • | • | • | • |
| OAK | | | | | | | | • | | | | | | • |
| SHD | | • | • | | • | • | • | • | • | | | | • | • |
| MHD | • | • | • | | • | • | • | • | • | | | | • | • |

| | 129-1 | 151-X | 152-X | 450-1 | 122-1 | 122-2 | 404-1 | 404-1P | 404-2 | 151-1 | 450-1 |
|-----|-----------|-----------|-----------|-----------|-----------|-----------|-----------|------------|-----------|-----------|-----------|
| AB | 129-566-1 | 151-566-X | 152-566-X | 450-566-1 | 122-566-1 | 122-566-2 | 404-566-1 | 404-566-1P | 404-566-2 | 151-566-1 | 450-566-1 |
| BMT | • | | • | • | • | | | | • | • | • |
| BLT | • | | • | • | | | | | • | • | • |
| BFT | • | • | | • | | | | | | | |
| BLS | • | | • | • | • | | • | • | • | • | • |
| OAK | • | | • | • | | | | | • | | • |
| SHD | • | | • | • | | • | | | • | • | • |
| MHD | • | | • | • | | • | | | • | • | • |

BMT
Belleville® Mahogany
Textured

BLT
Belleville® Oak Textured

BFT
Belleville® Fir Textured

BLS
Belleville® Smooth

OAK
Oakcraft®

SHD
Sta-Tru® HD Steel


MHD
Masonite® HD Steel

Door images shown in white are available in a variety of textures and materials as noted by the legend.

6'8"



106-566-1 2236



106-566-1P 2236



106-566-2 2236



106-566-3 2236



107-566-1 2237
camber-top



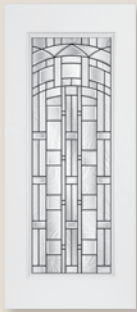
107-566-1P 2237
camber-top



107-566-2 2237
camber-top



107-566-3 2237
camber-top



122-566-X 2264



137-566-3 2210
camber-top



137-566-4 2210
camber-top



137-566-6 2210
camber-top



404-566-1 2248



404-566-2 2248




129-566-1 836



152-566-X 764



450-566-1 848



antique black
caming

granite glass

clear beveled
glass

clear swirl
glass



LEAST
OBSCURE 1 2 3 4 5 6 7 8 9 MOST
OBSCURE



SIENNA[®] glass



BELLEVILLE[®] SMOOTH with Sienna[®] glass – door BLS-404-817-2

| | 106-1 | 106-1P | 106-2 | 106-3 | 107-1 | 107-1P | 107-2 | 107-3 | 122-X | 304-2 | 304-3 | 404-1 | 404-2 |
|-----|-----------|------------|-----------|-----------|-----------|------------|-----------|-----------|-----------|-----------|-----------|-----------|-----------|
| WR | 106-817-1 | 106-817-1P | 106-817-2 | 106-817-3 | 107-817-1 | 107-817-1P | 107-817-2 | 107-817-3 | 122-817-X | 304-817-2 | 304-817-3 | 404-817-1 | 404-817-2 |
| BMT | | • | • | | | • | | | • | • | | • | |
| BLT | • | | • | | | | • | | • | | • | | • |
| BFT | | | • | | | | | | • | • | | • | |
| BLS | • | • | • | • | • | • | • | • | • | • | • | • | • |
| OAK | | | | | | | • | | | | • | | • |
| SHD | | • | • | | • | • | • | | • | | • | • | • |
| MHD | • | • | • | | • | • | • | | • | | • | • | • |

| | 129-1 | 151-X | 152-X | 450-1 | | 122-1 | 122-2 | 404-1 | 404-1P | 404-2 | 151-1 |
|-----|-----------|-----------|-----------|-----------|-----------|-----------|-----------|------------|-----------|-----------|-----------|
| WR | 129-817-1 | 151-817-X | 152-817-X | 450-817-1 | 122-817-1 | 122-817-2 | 404-817-1 | 404-817-1P | 404-817-2 | 151-817-1 | 450-817-1 |
| BMT | • | | • | • | | • | | | • | • | • |
| BLT | • | | • | • | | | • | | • | • | • |
| BFT | • | • | | • | | | | | • | | |
| BLS | • | | • | • | • | | • | • | • | • | • |
| OAK | • | | • | • | | | | | • | | • |
| SHD | • | | • | • | | • | | | • | • | • |
| MHD | • | | • | • | | • | | | • | • | • |

BMT
Belleville[®] Mahogany
Textured

BLT
Belleville[®] Oak Textured

BFT
Belleville[®] Fir Textured

BLS
Belleville[®] Smooth

OAK
Oakcraft[®]

SHD
Sta-Tru[®] HD Steel


MHD
Masonite[®] HD Steel

Door images shown in white are available in a variety of textures and materials as noted by the legend.

6'8"



106-817-1 2236




106-817-1P 2236




106-817-2 2236




106-817-3 2236




107-817-1 2237
 camber-top



107-817-1P 2237
 camber-top



107-817-2 2237
 camber-top



107-817-3 2237
 camber-top




122-817-X 2264



304-817-2 1640
 oval



304-817-3 1640
 oval



404-817-1 2248



404-817-2 2248



129-817-1 836



152-817-X 764



450-817-1 848



Sienna features a full panel of textured glass which provides a high level of obscurity and diffuses the appearance of the wrought iron from the inside of the home.

tempered pear glass (inside facing)

wrought iron



WOODBIDGE® glass



BELLEVILLE® OAK TEXTURED with Woodbridge® glass - door BLT-122-443-X - sidelites BLTSL-152-443-X - transom E-646

| | | | | | | | | | | | | | |
|------|-----------|-----------|-----------|-----------|-----------|-----------|-----------|-----------|-----------|-----------|-----------|-----------|-----------|
| "8.9 | | | | | | | | | | | | | |
| | 122-X | 137-3 | 137-4 | 137-6 | 228-3 | 228-4 | 228-6 | 300-X | 304-2 | 304-3 | 306-1 | 404-1 | 404-2 |
| B | 122-442-X | 137-442-3 | 137-442-4 | 137-442-6 | 228-442-3 | 228-442-4 | 228-442-6 | 300-442-X | 304-442-2 | 304-442-3 | 306-442-1 | 404-442-1 | 404-442-2 |
| P | 122-443-X | 137-443-3 | 137-443-4 | 137-443-6 | 228-443-3 | 228-443-4 | 228-443-6 | 300-443-X | 304-443-2 | 304-443-3 | 306-443-1 | 404-443-1 | 404-443-2 |
| BMT | • | | | | | | | | | | | | |
| BLT | • | • | • | • | • | • | • | • | • | • | • | • | • |
| BFT | • | | | | | | | | • | | | • | |
| BLS | • | • | • | • | • | • | • | • | • | • | | • | • |
| OAK | • | | • | | | | | • | | • | | | • |
| SHD | • | | • | | | | | • | | • | • | • | • |
| MHD | • | | • | | | | | • | | • | • | • | • |

| | | | | | | | | | | | | | |
|------|-----------|-----------|-----------|-----------|-----------|-----------|-----------|-----------|------------|-----------|-----------|-----------|-------|
| "6.9 | | | | | "0.8 | | | | | | | | |
| | 129-1 | 151-X | 152-X | 450-1 | | 122-1 | 122-2 | 306-2 | 404-1 | 404-1P | 404-2 | 151-1 | 450-1 |
| B | 129-442-1 | 151-442-X | 152-442-X | 450-442-1 | 122-442-1 | 122-442-2 | 306-442-2 | 404-442-1 | 404-442-1P | 404-442-2 | 151-442-1 | 450-442-1 | |
| P | 129-443-1 | 151-443-X | 152-443-X | 450-443-1 | 122-443-1 | 122-443-2 | 306-443-2 | 404-443-1 | 404-443-1P | 404-443-2 | 151-443-2 | 450-443-1 | |
| BMT | • | | • | • | • | | • | | | • | • | • | |
| BLT | • | | • | • | • | | | • | | • | • | • | |
| BFT | • | • | | • | | | | | | | | | |
| BLS | • | | • | • | • | | • | • | • | • | • | • | |
| OAK | • | | • | • | | | | | | • | | • | |
| SHD | • | | • | • | | • | | | | • | • | • | |
| MHD | • | | • | • | | • | | | | • | • | • | |

BMT
Belleville® Mahogany
Textured

BLT
Belleville® Oak Textured

BFT
Belleville® Fir Textured

BLS
Belleville® Smooth

OAK
Oakcraft®

SHD
Sta-Tru® HD Steel

MHD
Masonite® HD Steel



C38-645, C38-646 transom



C-645, C-646 transom



S-645, S-646 transom



E-645, E-646 transom



T-645, T-646 transom

Door images shown in white are available in a variety of textures and materials as noted by the legend.

6'8"



122-442-X 2264



137-442-3 2210
camber-top



137-442-4 2210
camber-top



137-442-6 2210
camber-top



228-442-3 2210



228-442-4 2210



228-442-6 2210



300-442-X 2057
oval



304-442-2 1640
oval



304-442-3 1640
oval



306-442-1 1555
oval



404-442-1 2248



404-442-2 2248



129-442-1 836



152-442-X 764



450-442-1 848



Glass shown with brass caming.
Platinum also available.

- granite glass
- clear beveled glass
- glue chip glass
- brass caming



LEAST OBSCURE 1 2 3 4 5 6 7 8 9 MOST OBSCURE



ZAVALLA® glass



BELLEVILLE® MAHOGANY TEXTURED with Zavalla® glass – door BMT-122-537-X – sidelites BMTSL-152-537-X

| | "0.9 | | | | | | "0.8 | | | | | | | | |
|-----|-----------|-----------|-----------|-----------|-----------|-----------|-----------|-----------|-----------|------------|-----------|-----------|-----------|-----------|-----------|
| | 122-X | 404-1 | 404-2 | 151-X | 152-X | 450-1 | 122-1 | 122-2 | 404-1 | 404-1P | 404-2 | 810-X | 151-1 | 450-1 | 852-X |
| P | 122-537-X | 404-537-1 | 404-537-2 | 151-537-X | 152-537-X | 450-537-1 | 122-537-1 | 122-537-2 | 404-537-1 | 404-537-1P | 404-537-2 | 810-537-X | 151-537-1 | 450-537-1 | 852-537-X |
| BMT | • | • | | | • | • | • | | | | • | • | • | • | • |
| BLT | • | | • | | • | • | | | • | | • | • | • | • | • |
| BFT | • | • | | • | | • | | | | | | | | | |
| BLS | • | • | • | | • | • | • | | • | • | | • | • | • | • |
| OAK | • | | • | | • | • | | | | | • | • | • | • | • |
| SHD | • | • | • | | • | • | | • | | | • | • | • | • | • |
| MHD | • | • | • | | • | • | | • | | | • | • | • | • | • |

BMT
Belleville® Mahogany
Textured

BLT
Belleville® Oak Textured

BFT
Belleville® Fir Textured

BLS
Belleville® Smooth

OAK
Oakcraft®

SHD
Sta-Tru® HD Steel

MHD
Masonite® HD Steel

Door images shown in white are available in a variety of textures and materials as noted by the legend.

6'8"



122-537-X 2264



404-537-1 2248



404-537-2 2248



152-537-X 764



450-537-1 848

8'0"



810-537-X 2280



852-537-X 880

Zavalla glass options are limited only by your imagination. No lefts or rights, no ups and downs, no rules—each Zavalla insert is designed to be rotated. The orientation and arrangement of each insert in your door system is entirely reflective of your own personal wishes.



| DOOR COMBINATIONS | Option 1 | Option 2 | Option 3 | Option 4 | Option 5 | Option 6 | Option 7 | Option 8 |
|-------------------|----------|----------|----------|----------|----------|----------|----------|----------|
| D | (|) | | | | | | |
| S D | ((|)) | (|) | | | | |
| D S | ((|)) | (|) | | | | |
| S D S | ((|)) | (|) |) | (|) | ((|
| D D | ((|)) | (|) |) | (|) | ((|

D – doorlite S – sidelite

*Note: Option 3 will not create a perfect circle



Masonite offers a **full lite** perfect circle configuration for Zavalla. Please specify when ordering, as different part numbers are required.

- clear beveled glass
- narrow reed
- platinum coming



CLEAR LITES door & glass

Imagine a blind you don't have to dust or clean. Our blinds are built into efficient sealed units protected with tempered glass. A single touch easily opens/closes blinds for privacy and light exposure.

Our venting inserts are virtually maintenance free and will not yellow or crack.

| Internal Blinds 010 tilt only 01RL raise&lower-tilt | | | | | | | | | | clear or Low-E glass | | |
|---|---------------------------|-------------|---------------------------|---------------------------|--------------|--------------|---------------------------|------------|------------|----------------------|------------|----------------------------|
| CLEAR OR LOW-E GLASS | | | | | | | | | | | | |
| | B106-010-2 B106-01RL-2 | B106-09E†-2 | B120-010-X B120-01RL-X | B122-010-X B122-01RL-X | B120-150E†-X | B122-150E†-X | B160-010-2 B160-01RL-2 | B404-010-2 | B129-010-1 | B152-010-X | B450-010-1 | B810-01RL-X B820-01RL-X |
| BMT | | | | | | | | | | | | |
| BLT | • | • | • | • | • | • | • | • | • | • | • | • |
| BFT | • | • | | • | | • | | • | | • | | • |
| BLS | • | • | • | • | • | • | • | • | • | • | • | • |
| OAK | • | • | • | • | • | • | • | • | • | • | • | • |
| SHD | • | • | • | • | • | • | • | • | • | • | • | • |
| MHD | • | • | • | • | • | • | • | • | • | • | • | • |
| MUS | • | • | • | • | • | • | • | • | • | • | • | • |

| Venting Inserts 010 one lite | | | | | | I standard internal grille | | | | clear or Low-E glass | | | |
|------------------------------|-------------|-------------|-------------|-------------|-------------|----------------------------|-------------|------------|------------|----------------------|------------|------------|------------|
| CLEAR OR LOW-E GLASS | | | | | | | | | | | | | |
| | V106-010†-2 | V120-010†-X | V122-010†-X | V160-010†-2 | V404-010†-2 | V129-010†-1 | V151-010†-X | V106-12†-2 | V120-18†-X | V122-18†-X | V160-12†-2 | V129-04†-1 | V151-06†-X |
| BMT | | | | | | | | | | | | | |
| BLT | • | • | • | • | • | • | • | • | • | • | • | • | • |
| BFT | • | • | • | • | • | • | • | • | • | • | • | • | • |
| BLS | • | • | • | • | • | • | • | • | • | • | • | • | • |
| OAK | • | • | • | • | • | • | • | • | • | • | • | • | • |
| SHD | • | • | • | • | • | • | • | • | • | • | • | • | • |
| MHD | • | • | • | • | • | • | • | • | • | • | • | • | • |
| MUS | • | • | • | • | • | • | • | • | • | • | • | • | • |

| External Grille Inserts E standard external grille†† | | | | | | | | | | clear or Low-E glass | | | | |
|--|-----------|-----------|------------|------------|-----------|-----------|-----------|-----------|-----------|----------------------|-----------|-----------|-----------|-----------|
| CLEAR OR LOW-E GLASS | | | | | | | | | | | | | | |
| | 106-09E-2 | 107-09E-2 | 120-10E†-X | 122-10E†-X | 120-15E-X | 122-15E-X | 135-05E-4 | 137-05E-4 | 160-09E-2 | 215-03E-2 | 215-06E-2 | 129-03E-1 | 152-05E-X | 615-02E-1 |
| BMT | | | | | | | | | | | | | | |
| BLT | • | • | • | • | • | • | • | • | • | • | • | • | • | • |
| BFT | • | • | • | • | • | • | • | • | • | • | • | • | • | • |
| BLS | • | • | • | • | • | • | • | • | • | • | • | • | • | • |
| OAK | • | • | • | • | • | • | • | • | • | • | • | • | • | • |
| SHD | • | • | • | • | • | • | • | • | • | • | • | • | • | • |
| MHD | • | • | • | • | • | • | • | • | • | • | • | • | • | • |
| MUS | • | • | • | • | • | • | • | • | • | • | • | • | • | • |

species

BMT Belleville® Mahogany Textured

BLT Belleville® Oak Textured

BFT Belleville® Fir Textured

BLS Belleville® Smooth

OAK Oakcraft®

SHD Sta-Tru® HD Steel

MHD Masonite HD Steel

MUS Masonite Utility Steel

†Available clear or Low-E argon

MHD and SHD doors are available with wood-edge or steel-edge construction. MUS doors are wood-edge only. Wood-edge sidelites are utilized on all MUS, MHD and SHD door units. †Almond stainable frames are not available. *Mahogany tinted frames are not available, however, BMT doors are physically compatible with BLT inserts. ††Simulated divided lite options using extruded PVC lineals are available in select configurations.



| One Lite 010 standard one lite | | | | | | | | | | | | clear or Low-E glass | | |
|--------------------------------|-----------|-----------|-----------|-----------|-----------|-----------|-----------|-----------|-----------|-----------|------------|----------------------|---|---|
| CLEAR OR LOW-E GLASS | | | | | | | | | | | | clear glass only | | |
| | | | | | | | | | | | | | | |
| 106-010-2 | 107-010-2 | 108-010-X | 114-010-X | 120-010-X | 122-010-X | 135-010-4 | 136-010-8 | 137-010-4 | 160-010-2 | 215-010-2 | *217-010-2 | 228-010-4 | | |
| BMT | • | | | | | | | | | | | | | |
| BLT | | • | | | | | | | | | | | | |
| BFT | • | | | | | | | | | | | | | |
| BLS | • | • | • | • | • | • | | • | • | • | | • | • | • |
| OAK | • | • | • | • | • | • | • | • | • | • | | • | • | • |
| SHD | • | • | • | • | • | • | • | • | • | • | • | • | • | • |
| MHD | • | • | • | • | • | • | • | • | • | • | • | • | • | • |
| MUS | • | • | • | • | • | • | • | • | • | • | • | • | • | • |

| CLEAR OR LOW-E GLASS | | | | | | | | | | | | clear glass only | |
|----------------------|-----------|-----------|-----------|-----------|-----------|-----------|-----------|-----------|-----------|-----------|-----------|------------------|--|
| | | | | | | | | | | | | | |
| 300-010-X | 304-010-3 | 404-010-2 | 680-010-4 | 129-010-1 | 151-010-X | 152-010-X | 450-010-1 | 615-010-1 | 810-010-X | 820-010-X | 852-010-X | | |
| BMT | | | • | • | • | • | • | • | • | • | • | | |
| BLT | • | • | • | • | • | • | • | • | • | • | • | | |
| BFT | | | | • | • | • | • | • | • | • | • | | |
| BLS | • | • | • | • | • | • | • | • | • | • | • | | |
| OAK | • | • | • | • | • | • | • | • | • | • | • | | |
| SHD | • | • | • | • | • | • | • | • | • | • | • | | |
| MHD | • | • | • | • | • | • | • | • | • | • | • | | |
| MUS | • | | | • | • | • | • | • | • | • | • | | |

Q1 Available Q1 2014 *Profile for 217 lite frame is unique. Please specify 152 smooth PVC sidelites to match this lite frame.



clear glass

BMT

BLT

BFT

BLS

OAK

SHD

MHD

Internal Grilles

Internal Grille Types**

(specify grille type when ordering)
All grille styles are not available in all life sizes. See price book for detailed offering list.



| Internal Grille Inserts | | | | | | | | | | | | | | | | | | | | |
|-------------------------|----------------------------|-----------|-----------|-----------|-----------|---------------------------|-----------|-----------|-----------|-----------|-----------------------------|-----------|-----------|-----------|-----------|----------------------|-----------|-----------|--|--|
| | I standard internal grille | | | | | P prairie internal grille | | | | | C craftsman internal grille | | | | | clear or Low-E glass | | | | |
| CLEAR OR LOW-E GLASS | | | | | | | | | | | | | | | | | | | | |
| | 106-09I-2 | 106-04I-2 | 107-09I-2 | 114-10I-X | 120-08I-X | 122-08I-X | 120-10I-X | 122-10I-X | 120-15I-X | 122-15I-X | 135-05I-4 | 160-09I-2 | 215-02I-2 | 215-03I-2 | 215-04I-2 | 215-06I-2 | | | | |
| | BMT | • | • | • | • | • | • | • | • | • | • | • | • | • | • | • | | | | |
| | BLT | • | • | • | • | • | • | • | • | • | • | • | • | • | • | • | | | | |
| | BFT | • | • | • | • | • | • | • | • | • | • | • | • | • | • | • | | | | |
| | BLS | • | • | • | • | • | • | • | • | • | • | • | • | • | • | • | | | | |
| | OAK | • | • | • | • | • | • | • | • | • | • | • | • | • | • | • | | | | |
| | SHD | • | • | • | • | • | • | • | • | • | • | • | • | • | • | • | | | | |
| | MHD | • | • | • | • | • | • | • | • | • | • | • | • | • | • | • | | | | |
| | MUS | • | • | • | • | • | • | • | • | • | • | • | • | • | • | • | | | | |
| | CLEAR OR LOW-E GLASS | | | | | | | | | | | | | | | | | | | |
| | | 228-06I-4 | 404-04I-2 | 404-06I-2 | 404-08I-2 | 404-12I-2 | 129-02I-1 | 129-03I-1 | 151-04I-X | 152-04I-X | 151-05I-X | 152-05I-X | 450-02I-1 | 450-03I-1 | 450-04I-1 | 615-02I-1 | | | | |
| | | BMT | • | • | • | • | • | • | • | • | • | • | • | • | • | • | • | | | |
| | | BLT | • | • | • | • | • | • | • | • | • | • | • | • | • | • | • | | | |
| | | BFT | • | • | • | • | • | • | • | • | • | • | • | • | • | • | • | | | |
| | | BLS | • | • | • | • | • | • | • | • | • | • | • | • | • | • | • | | | |
| OAK | | • | • | • | • | • | • | • | • | • | • | • | • | • | • | • | | | | |
| SHD | | • | • | • | • | • | • | • | • | • | • | • | • | • | • | • | | | | |
| MHD | | • | • | • | • | • | • | • | • | • | • | • | • | • | • | • | | | | |
| MUS | | • | • | • | • | • | • | • | • | • | • | • | • | • | • | • | | | | |
| CLEAR OR LOW-E GLASS | | | | | | | | | | | | | | | | | | | | |
| | | 810-12I-X | 820-12I-X | 810-18I-X | 820-18I-X | 852-06I-X | 106-09P-2 | 120-09P-X | 122-09P-X | 160-09P-2 | 404-09P-2 | 129-06P-1 | 151-06P-X | 152-06P-X | 450-06P-1 | | | | | |
| | | BMT | • | • | • | • | • | • | • | • | • | • | • | • | • | • | | | | |
| | | BLT | • | • | • | • | • | • | • | • | • | • | • | • | • | • | | | | |
| | | BFT | • | • | • | • | • | • | • | • | • | • | • | • | • | • | | | | |
| | | BLS | • | • | • | • | • | • | • | • | • | • | • | • | • | • | | | | |
| | OAK | • | • | • | • | • | • | • | • | • | • | • | • | • | • | | | | | |
| | SHD | • | • | • | • | • | • | • | • | • | • | • | • | • | • | | | | | |
| | MHD | • | • | • | • | • | • | • | • | • | • | • | • | • | • | | | | | |
| | MUS | • | • | • | • | • | • | • | • | • | • | • | • | • | • | | | | | |
| | CLEAR OR LOW-E GLASS | | | | | | | | | | | | | | | | | | | |
| | | 106-03C-2 | 106-04C-2 | 120-03C-X | 122-03C-X | 120-04C-X | 122-04C-X | 404-03C-2 | 404-04C-2 | 129-03C-1 | 151-03C-X | 152-03C-X | 450-03C-1 | 810-03C-X | 810-04C-X | 820-03C-X | 820-04C-X | 852-03C-X | | |
| | | BMT | • | • | • | • | • | • | • | • | • | • | • | • | • | • | • | • | | |
| | | BLT | • | • | • | • | • | • | • | • | • | • | • | • | • | • | • | • | | |
| | | BFT | • | • | • | • | • | • | • | • | • | • | • | • | • | • | • | • | | |
| | | BLS | • | • | • | • | • | • | • | • | • | • | • | • | • | • | • | • | | |
| OAK | | • | • | • | • | • | • | • | • | • | • | • | • | • | • | • | • | | | |
| SHD | | • | • | • | • | • | • | • | • | • | • | • | • | • | • | • | • | | | |
| MHD | | • | • | • | • | • | • | • | • | • | • | • | • | • | • | • | • | | | |
| MUS | | • | • | • | • | • | • | • | • | • | • | • | • | • | • | • | • | | | |

MHD and SHD doors are available with wood-edge or steel-edge construction. MUS doors are wood-edge only. Wood-edge sidelites are utilized on all MUS, MHD and SHD door units. †Almond stainable frames are not available. *Mahogany tinted frames are not available, however, BMT doors are physically compatible with BLT inserts. ††Simulated divided lite options using extruded PVC lineals are available in select configurations.



SDL

Create Your Own Glass Design with Your Choice of Masonite Glass SDL Kit Options




With our SDL (Simulated Divided Lite) kit you can easily create a new look for a Masonite clear or textured glass door. Intuitively designed, the pieces snap into place to form the grid configuration and align perfectly with Masonite lite frames.


- smooth or textured available: white, almond and mahogany
- standard or Prairie configurations available
- SDLs can be painted or stained
- feature strong, weather-resistant adhesive tape
- kit includes set for inside and outside of door

W White A Almond M Mahogany

Your Glass



Your SDL Kit



SDL Simulated Divided Lite 6'8" doors & sidelites

| FRAMES | 106-S04-2 | 106-S06-2 | 106-S09-2 | 160-S04-2 | 160-S06-2 | 160-S09-2 | 120-S04-X | 120-S06-X | 120-S08-X | 120-S09-X | 120-S09P-X | 120-S10-X | 120-S12-X | 120-S15-X | 122-S04-X | 122-S06-X | 122-S08-X | 122-S09-X | 122-S09P-X | 122-S10-X | 122-S12-X | 122-S15-X | |
|--------|-----------|-----------|-----------|-----------|-----------|-----------|-----------|-----------|-----------|-----------|------------|-----------|-----------|-----------|-----------|-----------|-----------|-----------|------------|-----------|-----------|-----------|---|
| W | • | • | • | • | • | • | • | • | • | • | • | • | • | • | • | • | • | • | • | • | • | • | • |
| A | • | • | • | • | • | • | • | • | • | • | • | • | • | • | • | • | • | • | • | • | • | • | • |
| M | • | • | • | • | • | • | • | • | • | • | • | • | • | • | • | • | • | • | • | • | • | • | • |

| FRAMES | 215-S02-2 | 215-S03-2 | 215-S04-2 | 215-S06-2 | 404-S04-2 | 404-S06-2 | 404-S08-2 | 404-S09P-2 | 129-S02-1 | 129-S03-1 | 151-S03-X | 151-S04-X | 151-S05-X | 151-S06P-X | 152-S03-X | 152-S04-X | 152-S05-X | 152-S06P-X | 450-S02-1 | 450-S03-1 | 450-S04-1 | 450-S06P-1 | 615-S02-1 |
|--------|-----------|-----------|-----------|-----------|-----------|-----------|-----------|------------|-----------|-----------|-----------|-----------|-----------|------------|-----------|-----------|-----------|------------|-----------|-----------|-----------|------------|-----------|
| W | • | • | • | • | • | • | • | • | • | • | • | • | • | • | • | • | • | • | • | • | • | • | • |
| A | • | • | • | • | • | • | • | • | • | • | • | • | • | • | • | • | • | • | • | • | • | • | • |
| M | • | • | • | • | • | • | • | • | • | • | • | • | • | • | • | • | • | • | • | • | • | • | • |

8'0" doors & sidelites

| FRAMES | 404-S04-2 | 404-S06-2 | 404-S08-2 | 404-S09P-2 | 122-S04-2 | 122-S06-2 | 122-S08-2 | 122-S09-2 | 122-S09P-2 | 122-S10-2 | 122-S12-2 | 122-S15-2 | 810-S04-X | 810-S06-X | 810-S08-X | 810-S09-X | 810-S10-X | 810-S12-X | 810-S15-X | 810-S18-X | 810-S09P-X | |
|--------|-----------|-----------|-----------|------------|-----------|-----------|-----------|-----------|------------|-----------|-----------|-----------|-----------|-----------|-----------|-----------|-----------|-----------|-----------|-----------|------------|---|
| W | • | • | • | • | • | • | • | • | • | • | • | • | • | • | • | • | • | • | • | • | • | • |
| A | • | • | • | • | • | • | • | • | • | • | • | • | • | • | • | • | • | • | • | • | • | • |
| M | • | • | • | • | • | • | • | • | • | • | • | • | • | • | • | • | • | • | • | • | • | • |








| FRAMES | 820-S04-X | 820-S06-X | 820-S08-X | 820-S09-X | 820-S10-X | 820-S12-X | 820-S15-X | 820-S18-X | 820-S09P-X | 151-S03-1 | 151-S04-1 | 151-S05-1 | 151-S06P-1 | 450-S02-1 | 450-S03-1 | 450-S04-1 | 450-S06P-1 | 852-S03-X | 852-S04-X | 852-S05-X | 852-S06-X | 852-S06P-X |
|--------|-----------|-----------|-----------|-----------|-----------|-----------|-----------|-----------|------------|-----------|-----------|-----------|------------|-----------|-----------|-----------|------------|-----------|-----------|-----------|-----------|------------|
| W | • | • | • | • | • | • | • | • | • | • | • | • | • | • | • | • | • | • | • | • | • | • |
| A | • | • | • | • | • | • | • | • | • | • | • | • | • | • | • | • | • | • | • | • | • | • |
| M | • | • | • | • | • | • | • | • | • | • | • | • | • | • | • | • | • | • | • | • | • | • |

Note: Craftsman sizes are designed to fit fiberglass doors only.

W = White A = Almond M = Mahogany

Masonite offers

more door OPTIONS with more door VALUE

| | | FIBERGLASS | | STEEL | |
|---|--|---|-----------|---|--|
| | | BELLEVILLE® | OAKCRAFT® | STA-TRU® | MASONITE HD |
| | | TEXTURED | SMOOTH | OAKCRAFT® | |
|  Rating | | ★★★★ Excellent | ★★★ Best | ★★★ Best | ★★ Good |
|  Door & Glass Panel Options | | Over 100 customizable door and glass designs | | Over 100 customizable door and glass designs | |
|  Woodgrain Texture | | Traditional oak, fir & ribbon-stripped mahogany with variable-depth woodgrain | Smooth | Traditional oak with single-depth woodgrain | |
|  Door Core | | Polyurethane | | Polyurethane | |
|  Energy Star | | ✓ | ✓ | ✓ | ✓ |
|  Finish Options | | AvantGuard™ Pre-finished, Stain or Paint | Paint | Stain or Paint | |
|  Warranty | | Limited Lifetime Warranty† 5 Year for AvantGuard Finish† | | Limited Lifetime Warranty† 5 Year for AvantGuard Finish† | Limited 20 Year Warranty† Limited 5-15 Year Warranty† |

We bring you more styles, designs, textures and sizes to choose from for your home. Homeowners, remodelers, architects and builders rely on Masonite for superior craftsmanship, durability and value in both fiberglass and steel doors. Choose from our extensive line of entry doors to make all your entrances grand.

* A critical component of an ENERGY STAR qualified entryway.
 †Belleville Mahogany has premium hardwood stiles.
 ‡All warranties are limited.

Textured



Smooth


Mix and match high-performing woodgrain natural door designs with your choice of decorative glass.

Oakcraft™



Sleek look with a variety of door and glass options to choose from, engineered for performance.

Sta-Tru®



Masonite HD

High-definition panel profile offers the security of steel for years of performance.

See more door design options.
Visit our virtual door designer online.

create a grand entryway

1

what's your style?

Select from our vast line of traditional, contemporary or modern designs from 1 panel to 9 panel patterns, with or without decorative glass elements.




configuration options



2


what glass design do you want?



See the glass section to view all glass designs and sizes available.

3

choose your material



species **BMT** Belleville® Mahogany Textured **BLT** Belleville® Oak Textured **BFT** Belleville® Fir Textured
BLS Belleville® Smooth **OAK** Oakcraft® **SHD** Sta-Tru® HD Steel **MHD** Masonite® HD Steel

Glass Features

Thermal Performance

- 1 Premium decorative glass features energy efficient triple pane construction.
- 2 Clear glass options feature warm edge technology with upgrades into Low-E or Low-E argon filled construction possible on most items.

Certified Construction

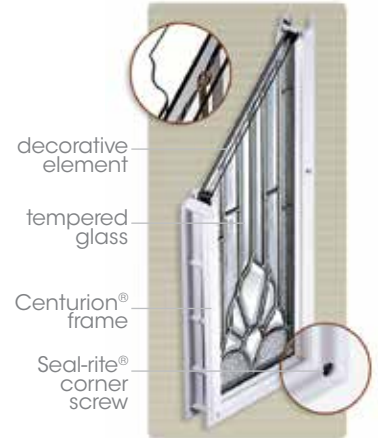
- 3 All Masonite decorative glass and over 99% of standard glass options have been tested and certified in accordance to ASTM E 2190 for seal durability. Insulated Glass (IG) certification is required for NFRC certification and ENERGY STAR qualification.

Reinforced Spacer

- 4 Masonite has upgraded its decorative construction to include composite back bedding on large units providing additional support to the decorative core for extreme reliability.

Dependable Frames

- 5 Our Centurion® frames won't discolor in UV exposure and remain stable in high-heat applications. We also offer a paintable/stainable frame in almond or mahogany on select frames.



glass shape options for doors displayed

| | flush | | | 1 panel arch | | 2 panel square-top | | | 2 panel roman | | Cheyenne 2 panel plank camber-top | | | Hollister 2 panel | | | | |
|-----|-------|---|---|--------------|---|--------------------|---|---|---------------|---|-----------------------------------|---|---|-------------------|---|--|---|--|
| | | | | | | | | | | | | | | | | | | |
| BMT | | | | | | | | | | | | | | | | | | |
| BLT | • | • | • | | • | | | • | | | | | | | | | • | |
| BFT | | | | | | | | | | | | | | | | | | |
| BLS | • | • | • | | | | | • | | | | | | • | • | | • | |
| OAK | • | • | • | | | | | | | | | | | | | | | |
| SHD | • | • | • | | • | | | | • | • | | • | • | | | | | |
| MHD | • | • | • | | • | | • | | • | • | | • | • | | | | • | |

| | Craftsman | | | 3 panel equal | | | 3 panel arch-top | | | 4 panel blank-top | | | | 4 p New England | | 6 panel blank-top | | | | |
|-----|-----------|---|---|---------------|---|---|------------------|---|---|-------------------|---|---|--|-----------------|--|-------------------|---|--|--|--|
| | | | | | | | | | | | | | | | | | | | | |
| BMT | | | | | | | | | | | | | | | | | | | | |
| BLT | • | | | | • | • | | | • | • | • | • | | | | | • | | | |
| BFT | • | | | | | | | | | | | | | | | | | | | |
| BLS | • | | | | • | • | | | • | • | • | • | | | | | • | | | |
| OAK | • | | | | • | • | | | • | • | • | • | | | | | | | | |
| SHD | • | • | • | | • | • | • | • | • | • | • | • | | | | | | | | |
| MHD | • | • | • | | • | • | • | • | • | • | • | • | | | | | • | | | |

| | 6 panel | | | | | 6 panel camber-top | | | 8 panel Parliament | | | 9 panel | |
|-----|---------|---|---|---|---|--------------------|--|--|--------------------|--|---|---------|--|
| | | | | | | | | | | | | | |
| BMT | • | • | • | • | • | | | | | | | | |
| BLT | • | • | • | • | • | | | | | | | | |
| BFT | • | • | • | • | • | | | | | | | | |
| BLS | • | • | • | • | • | | | | | | | | |
| OAK | • | • | • | • | • | | | | | | • | | |
| SHD | • | • | • | • | • | | | | | | • | | |
| MHD | • | • | • | • | • | | | | | | • | | |

species

- BMT Belleville® Mahogany Textured
- BLT Belleville® Oak Textured
- BFT Belleville® Fir Textured
- BLS Belleville® Smooth
- OAK Oakcraft®
- SHD Sta-Tru® HD Steel
- MHD Masonite® HD Steel


See page 6 for glass index.

Door thumbnails have been generalized.

AVAILABLE CAMING TYPES



PRIVACY RATING



| glass series availability | | | | | | | | | | | | | | | | | |
|---------------------------|------------|--------|----------------|------------------|-------------------------------|------------------|-------------------------|-------------------------|-------------------------------|------------------------------|------------------|------------------|------------------|--------------------------|------------------------------|--------------------------|------------------|
| Glass Name | Glass Code | Caming | Privacy Rating | 106 22" x 36" | 107 22" x 37-1/2" roman | 122 22" x 64" | 135 22" x 10" fan | 136 7-1/2" x 18-1/2" | 137 22" x 10" cambertop | 203 8" x 42" round-top | 215 22" x 16" | 217 22" x 17" | 228 22" x 10" | 300 20" x 57" oval | 304 16" x 40" 3/4 oval | 306 15" x 55" oval | 404 22" x 48" |
| Alston® | 338 | AB | 7 | 106-338 | 107-338 | 122-338 | | | 137-338 | | | | | | 304-338 | | 404-338 |
| Aria® | 455 | CS | 8 | 106-455 | | 122-455 | | | | | | | | | | | 404-455 |
| Aurora™ | 207 | P | 7 | 106-207 | | 122-207 | | | | 203-207 | | | | 300-207 | 304-207 | | 404-207 |
| Brise® | 269 | SC | 7 | 106-269 | | | | | | | | | | | | | 404-269 |
| Cuzco® | 364 | AB | 8 | 106-364 | | 122-364 | | | | | | | 228-364 | | | | 404-364 |
| Element® | 328 | AB | 6 | 106-328 | 107-328 | 122-328 | | | 137-328 | | 215-328 | 217-328 | | | | | 404-328 |
| Georgian™ | 515 | B | 7 | 106-515 | 107-515 | 122-515 | | 136-515 | | | | | | 300-515 | 304-515 | 306-515 | 404-515 |
| | 517 | P | 7 | 106-517 | 107-517 | 122-517 | | 136-517 | | | | | | 300-517 | 304-517 | 306-517 | 404-517 |
| | 518 | AB | 7 | 106-518 | | | | | | | | | | | | | |
| Glace® | 430 | B | 1 | 106-430 | | 122-430 | 135-430 | | | | | | | | | | |
| | 433 | P | 1 | 106-433 | | 122-433 | 135-433 | | | | | | | | | | |
| Iron Springs® | 918 | W | 8 | 106-918 | | 122-918 | | | | | | | | | | | 404-918 |
| Kordella® | 686 | AB | 8 | 106-686 | | 122-686 | | | | | | | 228-686 | | | | 404-686 |
| Madrid® | 900 | AB | 4 | 106-900 | 107-900 | 122-900 | 135-900 | | 137-900 | 203-900 | | | 228-900 | 300-900 | 304-900 | 306-900 | 404-900 |
| Marquise® | 777 | B | 7 | 106-777 | | 122-777 | 135-777 | | | 203-777 | | | | 300-777 | 304-777 | 306-777 | 404-777 |
| | 778 | P | 7 | 106-778 | | 122-778 | 135-778 | | | 203-778 | | | | 300-778 | 304-778 | 306-778 | 404-778 |
| | 779 | AB | 7 | 106-779 | | 122-779 | | | | | | | | 300-779 | 304-779 | | 404-779 |
| Mondrian® | 833 | SW | 8 | 106-833 | | 122-833 | | | | | | | | | | | 404-833 |
| Naples® | 366 | AB | 8 | 106-366 | | 122-366 | | | | 203-366 | 215-366 | 217-366 | 228-366 | | | | 404-366 |
| Panama® | 724 | B | 6 | 106-724 | | 122-724 | 135-724 | | | 203-724 | | | | 300-724 | 304-724 | 306-724 | 404-724 |
| | 725 | P | 6 | 106-725 | | 122-725 | 135-725 | | | 203-725 | | | | 300-725 | 304-725 | 306-725 | 404-725 |
| Quattro® | 957 | W | 8 | 106-957 | | 122-957 | | | | | | | | | | | 404-957 |
| Rockland® | 566 | AB | 6 | 106-566 | 107-566 | 122-566 | | | 137-566 | | | | | | | | 404-566 |
| Sienna® | 817 | W | 8 | 106-817 | 107-817 | 122-817 | | | | | | | | | | | 404-817 |
| Woodbridge® | 442 | B | 7 | | | 122-442 | | | 137-442 | | | | 228-442 | 300-442 | 304-442 | 306-442 | 404-442 |
| | 443 | P | 7 | | | 122-443 | | | 137-443 | | | | 228-443 | 300-443 | 304-443 | 306-443 | 404-443 |
| Zavalla® | 537 | P | 7 | | | 122-537 | | | | | | | | | | | 404-537 |
| Clear Lites | 010 | - | 0 | 106-010 | 107-010 | 122-010 | 135-010 | 136-010 | 137-010 | | 215-010 | 217-010 | 228-010 | 300-010 | 304-010 | 306-010 | 404-010 |
| Chord | 115 | - | 7 | 106-115 | | 122-115 | | | | | 215-115 | | 228-115 | | | | 404-115 |
| Pear | 116 | - | 8 | 106-116 | | 122-116 | | | 137-116 | | 215-116 | 217-116 | 228-116 | | | | 404-116 |



Masonite door specie availability

| code | 106-1 | 106-1P | 106-2 | 106-3 | 107-1 | 107-1P | 107-2 | 107-3 | 122-X | 135-4 | 135-6 | 136-8 | 137-3 | 137-4 | 137-6 | 203-7 | 215-2 | 217-2 | 228-3 | 228-4 | 228-6 | 300-X |
|------|-------|--------|-------|-------|-------|--------|-------|-------|-------|-------|-------|-------|-------|-------|-------|-------|-------|-------|-------|-------|-------|-------|
| BMT | | • | • | | | • | | | • | | • | | | | | • | | | | • | | • |
| BLT | • | | • | • | | | • | • | • | • | • | | • | • | • | • | • | | • | • | • | • |
| BFT | | | • | | | | | | • | | | | | | | | • | | | • | | • |
| BLS | • | • | • | • | • | • | • | • | • | • | • | | • | • | • | • | • | • | • | • | • | • |
| OAK | | | • | | | | • | | • | • | | • | | | | | | | | • | | • |
| SHD | | • | • | | | • | • | | • | • | | • | | | | • | • | • | | • | | • |
| MHD | • | • | • | | • | • | • | | • | • | | • | | | | • | • | • | • | • | | • |

*MHD doors are available with Wood-Edge or Steel-Edge construction. *Wood-Edge sidelites are utilized on all MHD door units. ■Glass shape may appear smaller in 8' door.

species **BMT** Belleville® Mahogany Textured **BLT** Belleville® Oak Textured **BFT** Belleville® Fir Textured **BLS** Belleville® Smooth
OAK Oakcraft® **SHD** Sta-Tru® HD Steel **MHD** Masonite® HD Steel

| 129 8" x 36" | 151 8" x 64" | 152 7" x 64" | 450 8" x 48" | 615 8" x 16" | 201 8" x 58" round-top | 810 22" x 80" | 852 8" x 80" | C half circle transom | S shoulder transom | E elliptical transom | T rectangular transom | C38 half circle transom | A48 48" x 48" accent window |
|-----------------|-----------------|-----------------|-----------------|-----------------|------------------------------|------------------|-----------------|-----------------------------|--------------------------|----------------------------|-----------------------------|-------------------------------|--------------------------------------|
| 129-338 | 151-338 | 152-338 | 450-338 | | | | | | | | T-338 | | |
| 129-455 | | 152-455 | 450-455 | | | | | | | | | | |
| 129-207 | 151-207 | 152-207 | 450-207 | | | | | | | | T-207 | | |
| 129-269 | | | 450-269 | | | | | | | | | | |
| 129-364 | 151-364 | 152-364 | 450-364 | | | | | | | | | | |
| 129-328 | 151-328 | 152-328 | 450-328 | 615-328 | | | | | S-328 | | T-328 | | |
| 129-515 | 151-515 | 152-515 | 450-515 | | | | | C-645 | S-645 | E-645 | T-645 | C38-645 | |
| 129-517 | 151-517 | 152-517 | 450-517 | | | | | C-646 | S-646 | E-646 | T-646 | C38-646 | |
| 129-518 | | | | | | | | C-647 | S-647 | E-647 | T-647 | C38-647 | |
| 129-430 | 151-430 | 152-430 | | | | | | | | | | | |
| 129-433 | 151-433 | 152-433 | | | | | | | | | | | |
| 129-918 | 151-918 | 152-918 | 450-918 | | | 810-918 | 852-918 | | | | | | |
| 129-686 | 151-686 | 152-686 | 450-686 | | | | | | | | | | |
| 129-900 | 151-900 | 152-900 | 450-900 | | 201-900 | 810-900 | 852-900 | | S-900 | E-900 | T-900 | C38-900 | |
| 129-777 | 151-777 | 152-777 | 450-777 | | 201-777 | | | C-645 | S-645 | E-645 | T-645 | C38-645 | A48-645 |
| 129-778 | 151-778 | 152-778 | 450-778 | | 201-778 | 810-778 | 852-778 | C-646 | S-646 | E-646 | T-646 | C38-646 | A48-646 |
| 129-779 | 151-779 | 152-779 | 450-779 | | | | | C-647 | S-647 | E-647 | T-647 | C38-647 | A48-647 |
| 129-833 | | 152-833 | 450-833 | | | | | | | | | | |
| 129-366 | 151-366 | 152-366 | 450-366 | 615-366 | | 810-366 | 852-366 | | | | T-366 | | A48-366 |
| 129-724 | 151-724 | 152-724 | 450-724 | | 201-724 | 810-724 | 852-724 | C-724 | S-724 | C-724 | T-724 | C38-724 | |
| 129-725 | 151-725 | 152-725 | 450-725 | | 201-725 | 810-725 | 852-725 | C-725 | S-725 | C-725 | T-725 | C38-725 | |
| 129-957 | 151-957 | 152-957 | 450-957 | | | | | | | | T-957 | | |
| 129-566 | 151-566 | 152-566 | 450-566 | | | | | | | | | | |
| 129-817 | 151-817 | 152-817 | 450-817 | | | | | | | | | | |
| 129-442 | 151-442 | 152-442 | 450-442 | | | | | C-645 | S-645 | E-645 | T-645 | C38-645 | |
| 129-443 | 151-443 | 152-443 | 450-443 | | | | | C-646 | S-646 | E-646 | T-646 | C38-646 | |
| | 151-537 | 152-537 | 450-537 | | | 810-537 | 852-537 | | | | | | |
| 129-010 | 151-010 | 152-010 | 450-010 | 615-010 | | 810-010 | 852-010 | C-010 | S-010 | E-010 | T-010 | C38-010 | |
| 129-115 | 151-115 | 152-115 | 450-115 | 615-115 | | | | | | | | | |
| 129-116 | 151-116 | 152-116 | 450-116 | 615-116 | | | | | | | | | |

| | | | | | | | | |
|-------------------|--------------|------------|------|------------|------------|-----------------|--------------|--|
| | | | | | | | | Slight bubbles, lines and surface imperfections are all characteristics of handcrafted glass. They distinguish the light transmitted into your home, and are not to be considered defects. |
| narrow reed glass | oceana glass | pear glass | seed | surf glass | white etch | wide reed glass | zipper bevel | |

| 304-2 | 304-3 | 306-1 | 404-1 | 404-2 | 129-1 | 151-X | 152-X | 450-1 | 615-1 | 122-1 | 122-2 | 201-7 | 306-2 | 404-1 | 404-1P | 404-2 | 810-X | 151-1 | 450-1 | 852-X | |
|-------|-------|-------|-------|-------|-------|-------|-------|-------|-------|-------|-------|-------|-------|-------|--------|-------|-------|-------|-------|-------|---|
| . | . | . | . | . | . | . | . | . | . | . | . | . | . | . | . | . | . | . | . | . | . |
| . | . | . | . | . | . | . | . | . | . | . | . | . | . | . | . | . | . | . | . | . | . |
| . | . | . | . | . | . | . | . | . | . | . | . | . | . | . | . | . | . | . | . | . | . |
| . | . | . | . | . | . | . | . | . | . | . | . | . | . | . | . | . | . | . | . | . | . |
| . | . | . | . | . | . | . | . | . | . | . | . | . | . | . | . | . | . | . | . | . | . |
| . | . | . | . | . | . | . | . | . | . | . | . | . | . | . | . | . | . | . | . | . | . |

caming AB = Antique Black B = Brass P = Platinum WR = Wrought Iron SW = Charcoal Spectraweld SC = Silkscreen Etch

inspiring designs

**designed
with precision**

At Masonite, we remain relentlessly committed to delivering product, service and design innovations that enhance beauty and functionality. These innovations create greater value for our customers throughout the world—innovations that will make your home more beautiful. Our leadership and superior products have earned us a reputation that is unsurpassed in the industry. So when it comes to quality, innovation, value, design and beauty, you can confidently put your trust in Masonite.



BELLEVILLE® HOLLISTER® FIR TEXTURED with Element® glass – door BFT-404-328-1

Masonite's commitment

At Masonite, employees from all parts of the Company—sales, marketing, research and development, customer service and manufacturing—understand that people love their homes. In the past, homes were purchased to meet functional needs. Today, homes are purchased to meet specific lifestyles and to satisfy the need to create multiple living environments within a single home. To meet these lifestyle needs, Masonite is continually creating new and innovative products that will make every home more beautiful, more valuable and more enjoyable. With the ultimate goal of adding beauty and value to every home, Masonite's products are designed and constructed to exacting standards and specifications. All materials—wood, fiberglass, steel or composites—are engineered and carefully selected to ensure lasting durability and performance. For individuals who are building, renovating or redecorating, Masonite products are certain to beautify and accentuate a wide array of architectural home styles.



8'0" BARRINGTON® SIERRA® 2 panel camber-top plank - door BLT-404-366-2



For more information contact:
 1-800-663-DOOR (1-800-663-3667)
 9a - 5p Mon - Fri EST
www.masonite.com

cover MASONITE® HD STEEL with Element® glass
 door SHD-217-328-2 - sidelites SHDSL-152-328-X - transom S328

Masonite®, "Masonite. The Beautiful Door.®," Barrington®, Belleville®, Sta-Tru®, Flagstaff®, Oakcraff®, Sierra®, Alston®, Aria®, Aurora®, Brise®, Cuzco®, Element®, Georgian®, Glace®, Iron Springs®, Kordella®, Madrid®, Marquise®, Mondrian®, Naples®, Panama®, Quattro®, Rockland®, Sienna®, Woodbridge®, Zavalla® and SpectraWeld® are trademarks of Masonite International Corporation. Please check with your Masonite dealer or distributor for current warranty terms and conditions. Our continuing program of product improvement makes specification, design and product detail subject to change without notice.
 86920139 1/14 Printed in Canada ©2014 by Masonite International Corporation

MIC-13312