

 **DASHWOOD**[®]
since 1928



GEMINI SERIES
Vinyl Windows

PROUDLY
CANADIAN

OWNED &
MANUFACTURED



DASHWOOD® Industries has been manufacturing high quality building products, windows and doors since 1928. From those early years until the present day our commitment to provide the very best quality, selection and service to our customers has not wavered.

When you select Dashwood, in addition to beautiful and superior performing Canadian manufactured windows and doors, you get the peace of mind that comes from dealing with a company whose essential values and culture have been formed by over 80 years of dedication to total customer satisfaction. Trust Dashwood, our people and our products, to meet your expectations of performance and value every time.

GEMINI VINYL WINDOWS

Gemini Series vinyl windows are an important part of the Dashwood legacy; hundreds of thousands are standing the test of time, their enduring style and performance holding strong against all that nature can throw at them, season after season.

Their lasting value begins with design. Gemini windows incorporate heavy gauge vinyl components with thicker walls and fusion-welded corners for superior strength and integrity. Full-sized frames and sashes are designed with internal chambers that help to reduce heat and cold transfer for improved insulation ability. Hardware and weather sealing components are selected to create a barrier to air, wind and water penetration while providing smooth and easy operation. Dual-pane or triple-pane Low-E insulating glass with argon gas and XL Edge warm-edge spacer completes the package by enhancing overall insulating value and providing long lasting thermal performance.

Gemini windows are made to order in a wide range of standard and custom sizes for new construction or full-frame replacement applications with available options to suit most any style or functional requirement, all backed by one of the most comprehensive warranties in the industry.

Make a wise investment in comfort and style; contact a Dashwood dealer to learn more about how Gemini windows can make your home better.

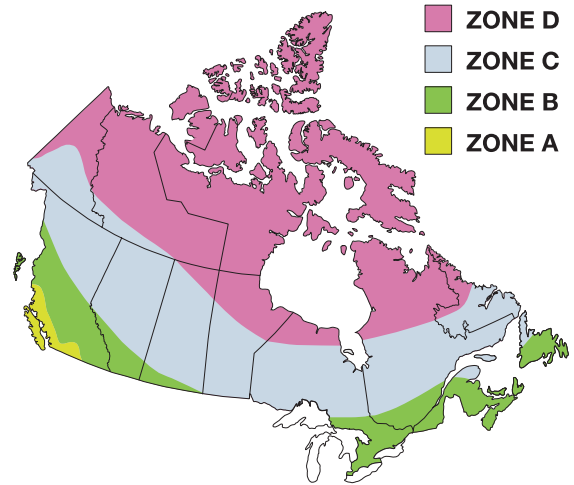


PERFORMANCE



Energy efficient windows are an important element of any new home and a critical consideration for older homes undergoing renovation or window replacement. The selection of proper windows will enhance your overall year round comfort levels while also saving you money by reducing energy and maintenance costs. Dashwood Gemini windows are available with options to suit a variety of thermal performance requirements and building code requirements. Performance ratings are supported by independent certification and product identification.

Windows and patio doors are now included on the growing list of products that qualify for the Energy Star® international symbol for energy efficiency. All Energy Star qualified windows and sliding glass patio doors have been certified by an accredited independent agency for quality and performance. Dashwood is committed to providing windows that are certified to meet Energy Star standards and offers Low-E glass options to meet or exceed the required performance levels in all Canadian zones.



Gemini Series Performance Ratings

Window Type	Glass Type	NRCan Ratings			
		U-Value (W/m ² °C)	SHGC	ER	Zone
Low Profile Picture	LoE 180	1.54	0.59	40	A,B,C,D
Fixed Casement	LoE 180	1.56	0.44	32	A,B,C
Casement	LoE 180	1.55	0.43	31	A,B,C
Awning	LoE 180	1.56	0.43	30	A,B,C
Single Glider	LoE 180	1.63	0.53	34	A,B,C,D
Single Hung	LoE 180	1.62	0.53	35	A,B,C,D
Double Hung	LoE 180	1.67	0.53	33	A,B,C
Low Profile Picture	LoE 180 Triple Pane	0.89	0.48	48	A,B,C,D
Fixed Casement	LoE 180 Triple Pane	1.03	0.36	38	A,B,C,D
Casement	LoE 180 Triple Pane	1.07	0.35	37	A,B,C,D
Awning	LoE 180 Triple Pane	1.07	0.35	36	A,B,C,D
Single Glider	LoE 180 Triple Pane	1.37	0.44	35	A,B,C,D
Single Hung	LoE 180 Triple Pane	1.37	0.44	35	A,B,C,D
Double Hung	LoE 180 Triple Pane	1.43	0.43	32	A,B,C
Low Profile Picture	LoE 272	1.51	0.35	27	A,B
Fixed Casement	LoE 272	1.51	0.32	25	A,B
Casement	LoE 272	1.58	0.26	20	A,B
Awning	LoE 272	1.57	0.26	20	A,B
Single Glider	LoE 272	1.60	0.32	23	A,B
Single Hung	LoE 272	1.60	0.32	23	A,B
Double Hung	LoE 272	1.67	0.31	20	A
Low Profile Picture	LoE 272 Triple Pane	0.85	0.30	38	A,B,C,D
Fixed Casement	LoE 272 Triple Pane	1.00	0.23	31	A,B,C,D
Casement	LoE 272 Triple Pane	1.03	0.22	30	A,B,C,D
Awning	LoE 272 Triple Pane	1.04	0.22	30	A,B,C,D
Single Glider	LoE 272 Triple Pane	1.35	0.28	26	A,B,C
Single Hung	LoE 272 Triple Pane	1.35	0.27	25	A,B,C
Double Hung	LoE 272 Triple Pane	1.40	0.27	24	A,B,C
Low Profile Picture	LoE 366	1.46	0.24	22	A,B
Fixed Casement	LoE 366	1.48	0.18	18	A,B
Casement	LoE 366	1.48	0.18	18	A,B
Awning	LoE 366	1.50	0.18	17	A,B
Single Glider	LoE 366	1.55	0.21	18	A,B
Single Hung	LoE 366	1.55	0.21	18	A,B
Double Hung	LoE 366	1.59	0.21	16	A

U-Value: overall heat-transfer coefficient, describes how a product conducts heat. The lower the U-value the better the insulating value.

SHGC: Solar Heat Gain Coefficient, measures the amount of solar heat gain through the glass on a scale of 0-1.0. The higher the number the higher the solar heat gain. Solar heat can provide free heat during winter but can lead to overheating in summer. Consideration should be given to factors such as regional climate, the direction that windows face, shading and other conditions when selecting glass type to balance solar heat gain for year round comfort and efficiency.

ER: Energy Rating, calculated using a formula that considers a product's U-value with potential solar heat gain and air tightness. The higher the ER, the more energy efficient the product theoretically is.

Certification and testing carried out by: Intertek Testing Services NA Ltd. | 3210 American Drive, Mississauga, Ontario L4V 1B3 | 905-678-7820
For additional performance ratings contact your Dashwood Dealer.

Gemini windows are tested and certified to meet or exceed CSA A-440-00 standards.

ENVIRONMENTAL CONSCIOUSNESS AND SUSTAINABILITY

Dashwood's commitment to the environment is evident in our energy-efficient products and responsible manufacturing processes. A member of the community since 1928, our corporate culture reflects our dedication to improving the quality of our products, processes and the environment.

Energy Efficient Products and Materials

Vinyl is an energy efficient, affordable and versatile material that is preferred for building materials due to its durability and superior weathering properties. Composed of natural ingredients, chlorine and ethylene, vinyl plays a vital role in building an energy efficient and sustainable environment. Vinyl products can last a lifetime and vinyl windows with insulating glass will provide many years of energy saving thermal performance. Vinyl components and glass are also fully recyclable.

Environmental Awareness: Recycling and Sustainable Practices

Providing Energy Star certified energy efficient windows for both new construction and replacement markets is only a part of our commitment. Dashwood Industries is dedicated to energy efficiency and sustainability every day through a number of initiatives including:

- Vinyl material waste recycling
- Cardboard and metal recycling
- Scrap material repurposing programs
- Use of returnable/reusable containers
- Freight consolidation practices for fuel consumption reductions
- Access to remanufactured and FSC certified wood sources
- Low VOC water-borne painting processes
- Facility energy conservation and recycling programs



LoE Glass

Dashwood Gemini windows feature insulating glass manufactured by Cardinal Glass Industries, a leader in the development and manufacture of advanced residential glass for windows and doors.



- Cardinal LoE-180™**
- standard on all Gemini® windows
 - best total performance for colder climates
 - balances summer cooling & winter heating demands
 - lets the winter sun's heat to enter the room at the same time resists the room's heat from escaping to the outside cold



- Cardinal LoE2-240®**
- perfect choice for high solar glare locations
 - blocks solar heat gain maintaining cooler indoor glass temperatures
 - tinted glass that reduces the visible light by 60%




- Cardinal LoE2-272®**
- year round performance
 - in winter reflects heat back into the room
 - in summer reflects sun's heat and damaging UV rays




- Cardinal LoE3-366®**
- 3 layers of Low E coating
 - high solar control without a dark tint appearance
 - balanced performance for year-round comfort

Insect Screens



Standard charcoal coloured fibreglass 18 x 16 mesh with standard aluminum frame or optional with wide surround frame and concealed fasteners.



Optional: **Clearview** with fine gauge 20 x 20 fiberglass mesh for greater visual clarity. Clearview screens come standard with wide surround frame and concealed fasteners.

Glass Preserve™ Protective Film

Removable protective film factory applied to the interior and exterior glass surfaces. Shields the glass from unwanted debris and scratches during shipping, handling and installation. Peels away when the job is complete to reveal clear unblemished glass. A little added insurance for your investment.



Naturally Clean Glass



Neat® Glass : Titanium Dioxide coating applied to the glass that reacts with the sun's UV rays to loosen the bond of organic material to the glass surface. Dirt is easily rinsed away with the rain. The extra smooth surface of Neat Glass sheets the water away promoting faster evaporation and reduces water spotting from residue leaving cleaner, clearer glass.

Specialty Glass

TEXTURED



Obscure



Rain



Hurricane



Glue Chip



Sandblast

TINTED



Bronze



Grey

Contact your Dashwood dealer for custom glass requirements.

OPTIONS

Colours

Gemini windows are offered in 10 exterior finishes. A revolutionary coating specially formulated for vinyl, the finish is designed and tested for superior performance in all environmental conditions to resist peeling, flaking fading and chalking.

STANDARD



PREMIUM



Custom exterior colours and interior finishes are also available.

Colours may not be exactly as shown, contact your dealer for colour samples.

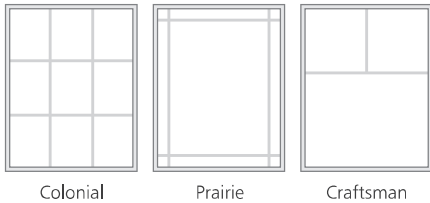
Interior Options

Interior jamb extensions are available for standard 4⁹/₁₆", 5¹/₈", 6⁹/₁₆" and 7" wall dimensions. Custom widths are also available to meet unique wall depth requirements.

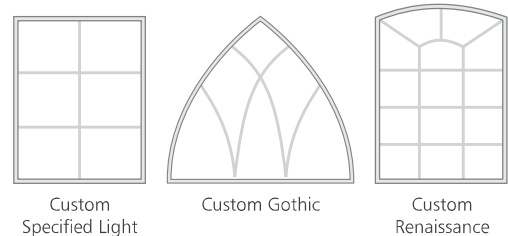


Grille Options

STANDARD PATTERNS



CUSTOM PATTERNS



GRILLE CONSTRUCTION

Internal Grilles Between the Glass (GBG)
Permanently sealed inside the insulating glass for classic appearance and easy cleaning. Choose flat or contoured profiles in widths shown.

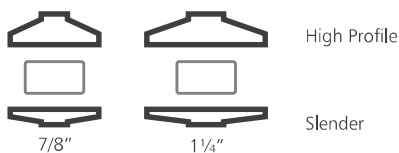
GBG PROFILES



Simulated Divided Light Grilles (SDL)

Applied to the interior and exterior glass surfaces to create an individual divided light look. Add a spacer bar between the glass to replicate an authentic true divided light design while maintaining the energy performance of modern insulating glass.

SDL PROFILES

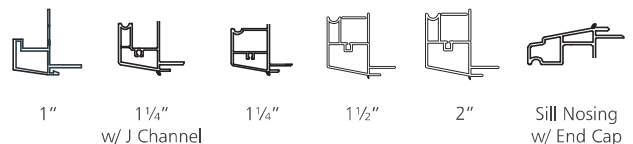


GBG COLOURS

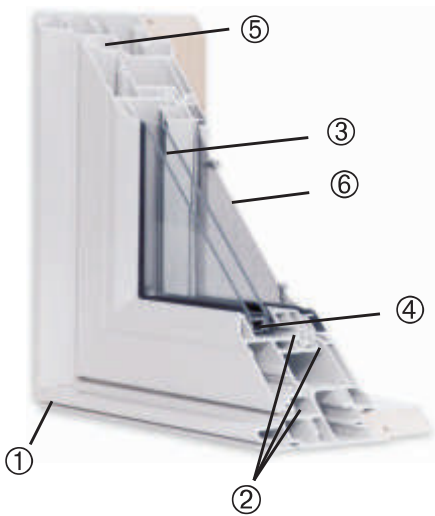


Top row: available in split & solid colours.
Middle row: available in split.
Bottom row: solid only.

Exterior Brickmoulds



CASEMENT & AWNING WINDOWS



Two Section Casement



Two Section Awning

- 1 Heavy gauge vinyl extrusions with fusion-welded corners for strength, rigidity and durability
- 2 Triple weather seal system for consistent air-tight seal
- 3 Low-E insulating glass with argon gas for all season comfort
- 4 XL Edge stainless steel warm-edge spacer for long lasting thermal performance
- 5 Full size 4 1/4" jamb with recessed sash and glass position
- 6 Rigid aluminum screen frame with fiberglass mesh

The popular Gemini casement and awning windows feature a triple weather seal system, single point or multi-point locking and roto-gear hardware for easy operation and air-tight, water-tight security. Gemini's full-size 4 1/4" frame and recessed sash design is both stylish and functional, positioning the sash and glass closer to the interior and the warmer centre of the wall for enhanced thermal performance.



Hardware

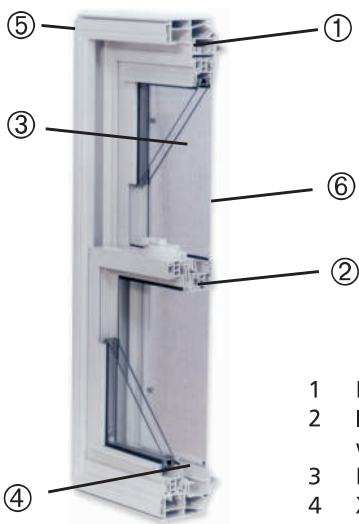
Standard handle cover and lock available in white or black finish. Folding handle also available.

Optional Truth Encore® Hardware (pictured below) – with attractive folding "Full-Flip" handle neatly nests into the operator cover and will not interfere with interior window coverings. Requires 33% less effort to open and close than standard hardware while providing a stylish contemporary look. Available in 25 traditional and 8 decorative finishes.



Contact your Dashwood dealer for Encore finish information.

SINGLE & DOUBLE HUNG WINDOWS



Single-Hung



Double-Hung

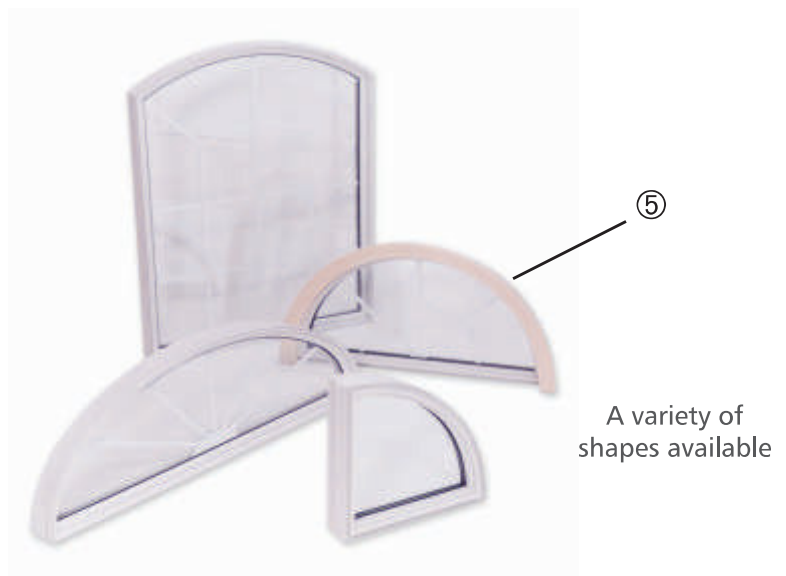
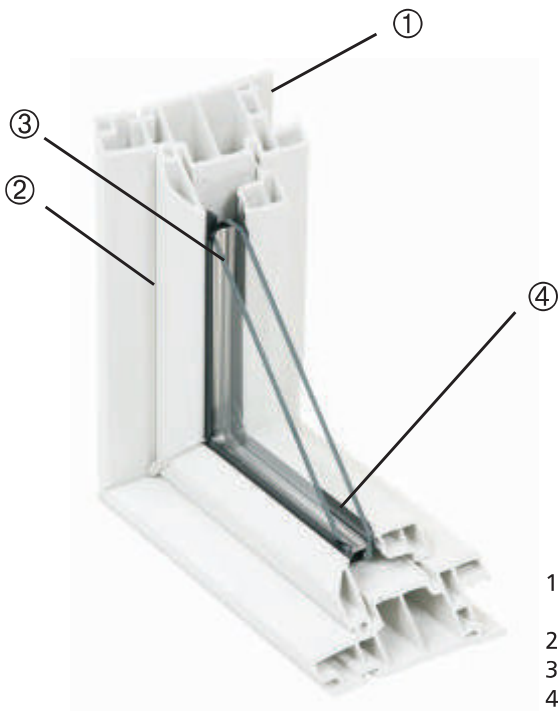
- 1 Heavy gauge vinyl extrusions with fusion-welded corners for strength, rigidity and durability
- 2 Interlocking meeting rail and pocket sill design with double seals for superior weather tightness
- 3 Low-E insulating glass with argon gas for all season comfort
- 4 XL Edge stainless steel warm-edge spacer for long lasting thermal performance
- 5 Full size 4 $\frac{1}{4}$ " jamb with recessed sash and glass position
- 6 Half screen or full screen available with rigid aluminum frame and fiberglass mesh

Gemini Single-Hung and Double-Hung windows combine traditional style and function with modern efficiency. Constant-force coil balances counteract the weight of the sash for easy operation and hold the sash steady in the desired open position.

Cam-action sash locks, interlocking meeting rail, pocket sill and weatherstripping combine to provide weather tightness and security.

Concealed latches allow operating sashes to tilt-in for easy cleaning.

ARCHITECTURAL & PICTURE WINDOWS



- 1 Heavy gauge vinyl extrusions with fusion-welded corners for strength, rigidity and durability in large sizes up to 50 square feet
- 2 Full size 4 1/4" jamb with low-profile styling for maximum glass area
- 3 Low-E insulating glass with argon gas for all season comfort
- 4 XL Edge stainless steel warm-edge spacer for long lasting thermal performance
- 5 Curved interior trim available for shapes

The narrow frame style of Gemini Architectural and Picture Windows allows for a larger glass area to provide maximum natural light with unobstructed views. Full-size 4 1/4" frame with recessed glass design positions the insulating unit closer to the warmer centre of the wall for enhanced thermal performance. Combined with other Gemini windows or featured on their own, architectural geometric windows offer virtually unlimited design potential. Let your imagination flow!



GLIDING WINDOWS



Gemini Gliding windows come with cam-action sash locks, interlocking meeting rail, pocket frame design and weatherstripping system that combine to provide weather tightness and security. Sliding sashes are easily removed for cleaning. The full range of available Gemini options makes the popular Gliding window an excellent value.



Dashwood Doors

Complete your project with Dashwood doors. Our extensive line of insulated fiberglass and steel entrance doors and hinged terrace doors come with a full selection of options including sidelites, transoms and decorative glass. Sitaline vinyl sliding patio doors are available with matching colours and options to complement Gemini windows. See your Dashwood dealer for details.



WARRANTY

The Dashwood Limited Warranty is among the most comprehensive in the industry:

- Vinyl Limited Lifetime Warranty
- Glass Limited 20 Year Warranty
- Hardware Limited 20 Year Warranty
- Vinyl Coating Limited 20 Year Warranty

Non Prorated and Fully Transferable.

Refer to www.Dashwood.com or call 1-800-265-4284 for full warranty details.

See your dealer for further information.

**PROUDLY
CANADIAN**

**OWNED &
MANUFACTURED**

 **DASHWOOD®**
since 1928

DASHWOOD INDUSTRIES INC.
69323 Richmond St.,
Centralia, Ontario Canada N0M 1K0
Phone: 519-228-6624
Fax: 519-228-2083
www.dashwood.com