



2014



| | | |
|--------------------------|------------------------------|-----------------------|
| WEST | EAST | USA |
| SURREY, BC CANADA | BURLINGTON, ON CANADA | RENTON, WA USA |
| T 604.533.4111 | T 905.335.1559 | T 425.251.8685 |
| TF 877.933.4111 | TF 888.335.1559 | TF 800.929.3371 |
| F 604.533.2026 | F 905.335.6464 | F 425.251.8999 |

DEALER STAMP

www.trimlite.com

www.trimlite.com
info@trimlite.com



DOORLITES

www.trimlite.com



YOUR HOME

Homes come in every shape, size and design. So, whether your home is old or new, big or small, Contemporary or Colonial, finding a glass style that compliments what you have is important.

Our designers understand this. They have created designs that are simple to intricate, clear to obscure. This is where solid metals, textured and beveled glass come together to create true works of art. Everyone is different and so are our designs.

Let Trimlite help you create a front entrance that will be the focal point of your home and a true reflection of your taste and style. So now, it's your time to choose.

Design your entrance using the following suggestions as your guide. Contact your dealer for more information.

| DOOR | SIDELITE OPTIONS | DOOR | SIDELITE OPTIONS |
|--------------|------------------|--------------|------------------|
| 0718 | 0836 0764 | 2080 or 2280 | 0880 |
| 0836x2 | 0836 0764 | 2208 | 0836 0764 |
| 2036 or 2236 | 0836 0764 | 2214 | 0764 |
| 0848x2 | 0848 0764 | 2515 | 0764 |
| 2248 | 0848 0764 | 0842RD | 0764 |
| 0764x2 | 0764 | 1842OV | 0764 |
| 2064 or 2264 | 0764 | 2057OV | 0764 |
| 0880x2 | 0880 | 2210SB | 0836 0764 |

Indicates an 8-foot High Entrance
RD: Round Top **OV:** Oval **SB:** SunburstTop

Please refer to the following guide to confirm what sizes are available in our different product choices. Contact your dealer for product availability in your area.

| NAME | PAGE | SIZES | | | | | | | | | | | | | | | | | | | | | | | | | |
|-------------------------|------|-------|------|------|------|------|------|------|------|------|------------|------------|------|------|------|--------|--------|--------|--------|------|---------|-------|--------|------|-------------|---------|---|
| | | 0718 | 0836 | 2036 | 2236 | 0848 | 2248 | 0764 | 2064 | 2264 | 0880 (8ft) | 2280 (8ft) | 2208 | 2214 | 2515 | 0842RD | 1842OV | 2057OV | 2210SB | 1479 | Transom | Brass | Patina | Zinc | Forged Iron | Privacy | |
| Adelaide | 14 | ■ | ■ | ■ | ■ | ■ | ■ | ■ | ■ | ■ | | | | ■ | ■ | | | | | ■ | ■ | | ■ | | | | 8 |
| Artisan | 20 | ■ | ■ | ■ | ■ | ■ | ■ | ■ | ■ | ■ | ■ | | | ■ | ■ | | | | | ■ | ■ | | ■ | | | | 7 |
| Auburn | 12 | ■ | | ■ | ■ | ■ | ■ | ■ | ■ | ■ | | | | ■ | ■ | | | | | | ■ | | ■ | | | | 7 |
| Canterbury | 25 | ■ | | ■ | ■ | ■ | ■ | ■ | ■ | ■ | | | | | | ■ | | | | ■ | ■ | | ■ | | | | 8 |
| Danbury | 18 | ■ | | ■ | ■ | ■ | ■ | ■ | ■ | ■ | | | | ■ | ■ | | | | | | ■ | | ■ | | | | 7 |
| Everton | 34 | ■ | | ■ | ■ | ■ | ■ | ■ | ■ | ■ | | | ■ | | ■ | ■ | | | | | ■ | | ■ | ■ | | | 7 |
| Harlow | 22 | ■ | | ■ | ■ | ■ | ■ | ■ | ■ | ■ | | | | ■ | ■ | | | | | ■ | ■ | | ■ | | | | 8 |
| Hollister | 10 | ■ | | ■ | ■ | ■ | ■ | ■ | ■ | ■ | | | | ■ | ■ | | | | | | ■ | | ■ | | | | 7 |
| Lancaster | 24 | ■ | ■ | ■ | ■ | ■ | ■ | ■ | ■ | ■ | | | | | | | | | | | ■ | | ■ | ■ | | | 5 |
| Lexington | 26 | ■ | | ■ | ■ | ■ | ■ | ■ | ■ | ■ | | | ■ | ■ | ■ | | | | | ■ | ■ | | ■ | ■ | | | 5 |
| Madison | 43 | ■ | | ■ | ■ | ■ | ■ | ■ | ■ | ■ | | | | | | ■ | | | | | | | | | | | 8 |
| Modena | 8 | ■ | | ■ | ■ | ■ | ■ | ■ | ■ | ■ | ■ | ■ | ■ | ■ | ■ | | | | | | ■ | | ■ | ■ | | | 7 |
| Monte Carlo | 39 | ■ | ■ | ■ | ■ | ■ | ■ | ■ | ■ | ■ | | | | | | ■ | ■ | | | | | | | ■ | | | 7 |
| Niagara | 38 | ■ | ■ | ■ | ■ | ■ | ■ | ■ | ■ | ■ | | | | | ■ | ■ | | | | | ■ | ■ | ■ | ■ | | | 7 |
| Pinehurst | 36 | | | | | ■ | ■ | ■ | ■ | ■ | ■ | | | | | | | | | | ■ | | | | | ■ | 9 |
| Riverton Clear | 40 | | | | | | | | | | | | | | | | | | | | | | | | | | 1 |
| Riverton Obscure | 40 | ■ | | ■ | | | | ■ | ■ | ■ | | | | | ■ | | | | | | | | | | | | 8 |
| Royston | 28 | ■ | | ■ | ■ | ■ | ■ | ■ | ■ | ■ | | | ■ | ■ | ■ | | | | | | ■ | | ■ | | | | 8 |
| Savannah | 29 | ■ | | ■ | ■ | ■ | ■ | ■ | ■ | ■ | | | ■ | ■ | ■ | | | | | | ■ | | ■ | ■ | | | 7 |
| Star | 41 | ■ | | ■ | ■ | ■ | ■ | ■ | ■ | ■ | | | | | | ■ | | | | | | ■ | | ■ | | | 4 |
| Verona | 37 | | | | | ■ | ■ | ■ | ■ | ■ | | | | | | | | | | | ■ | | | | | ■ | 6 |
| Waterton | 32 | ■ | | ■ | ■ | ■ | ■ | ■ | ■ | ■ | ■ | ■ | ■ | ■ | ■ | | | | | | ■ | ■ | | ■ | | | 5 |
| West Coast | 42 | ■ | ■ | ■ | ■ | ■ | ■ | ■ | ■ | ■ | | | | | | | | ■ | ■ | | ■ | ■ | | ■ | | | 6 |

Due to ongoing product development we reserve the right to make changes in design, materials and specifications without notice.



TABLE OF CONTENTS

| | | | | | | | |
|------------|--------------------|------------------------|----------------|------------|------------------------|-----------------------|----------------|
| | Adelaide | Patina | 14 - 15 | | Riverton | V-Groove | 40 |
| | Artisan | Patina | 20 - 21 | | Royston | Patina | 28 |
| NEW | Auburn | Patina | 12 - 13 | | Savannah | Patina and Zinc | 29 |
| | Canterbury | Patina | 25 | | Star | Brass and Zinc | 41 |
| | Danbury | Patina | 18 - 19 | NEW | Verona | Forged Iron | 37 |
| | Everton | Patina and Zinc | 34 - 35 | | Waterton | Patina | 32 - 33 |
| | Harlow | Patina | 22 - 23 | | West Coast | Brass and Zinc | 42 |
| | Hollister | Patina | 10 - 11 | | | | |
| | Lancaster | Patina and Zinc | 24 | | Internal Blinds | Raise, Lower and Tilt | 44 - 45 |
| | Lexington | Patina and Zinc | 26 - 27 | | Internal Grids | | 49 |
| | Madison | Castlite Glass | 43 | | One Lites | | 48 |
| | Modena | Patina and Zinc | 8 - 9 | | Venting | | 46 - 47 |
| | Monte Carlo | Zinc | 39 | | Privacy Guide | | 4 - 5 |
| | Niagara | Brass, Patina and Zinc | 38 | | Specifications | | 6 - 7 |
| | Pinehurst | Forged Iron | 36 | | | | |

PRIVACY GUIDE

Trimlite offers an extensive line of designs to choose from and the degree of openness or obscurity varies considerably. To help your decision making process we have photographed each design under controlled circumstances so that you can see the difference. With each picture, we have included a number which represents the 'Privacy Level' for that particular design. This number will be referenced on the individual product page as well. Note: this 'guide' is subjective. It should only be used when comparing Trimlite designs.

B : BRASS P : PATINA Z : ZINC FI : FORGED IRON



Clear glass

0



Adelaide P14 | P

8



Artisan P20 | P

7



Auburn P12 | P

7



Canterbury P25 | P

8




Danbury P18 | P

7



Everton 34 | P.Z

7




Harlow P22 | P

8




Hollister P10 | P

7




Lancaster P24 | P.Z

5



Lexington P26 | P.Z


5




Madison P43

8


Clear




Lexington



Artisan



Pinehurst



PRIVACY

1

2

3

4

5

6

7

8

9

10

COMPLETELY CLEAR

Objects can be clearly seen through the glass from the opposite side.

DIFFUSED/DISTORTED

Objects are distorted, but can still be detected from the opposite side.

COMPLETELY OPAQUE

Only light will travel through from the opposite side.



Modena P8 | P.Z

7



Monte Carlo P39 | Z

7



Niagara P38 | B.P.Z

7



Pinehurst P36 | FI

9



Riverton Clear P40

1



Riverton Obscure P40

8




Royston P28 | P

8



Savannah P29 | P.Z

7



Star P41 | B.Z

4



Verona P37 | FI

6



Waterton P32 | P

5



West Coast P42 | B.Z

6

SPECIFICATIONS

CONSTRUCTION

Handcrafted, our decorative glass panels stay true to their stained glass roots.

Using solid metals, where all of the joints are soldered by hand, ensures the panels will be strong enough to withstand daily use.

Our selection of premium art glass and bevels, which makes our designs come to life, are hand cut and fitted. It should be noted that the bubbles, lines, slight surface imperfections or discolourations are characteristics of all hand crafted glass. They are not considered defects.

Once assembled, the panel under goes a thorough cleaning and inspection process. This attention to detail is our assurance of quality to you.

CAMING OPTIONS

Hand soldered metals in 3 finishes.
See individual product pages for availability.



Brass Caming
Subtle gloss finish that defines luxury and style.



Patina Caming
Black satin finish offers a rustic or antique look to your home.



Zinc Caming
Brushed chrome appearance brings a contemporary look to your entrance.

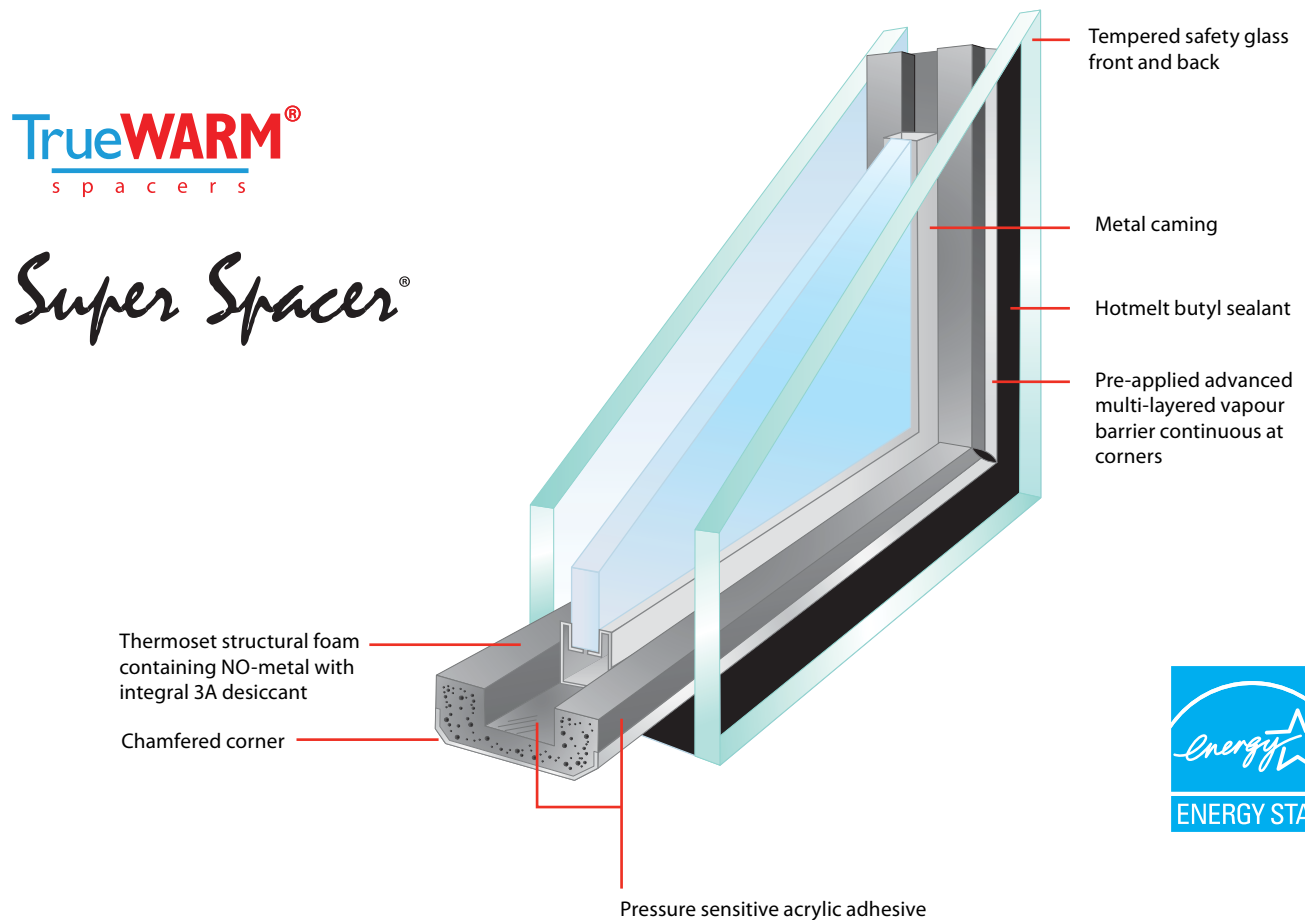
Please Note: Due to ongoing product development Trimlite reserves the right to make changes in design, materials and specifications without notice. Please contact your dealer for more information.

INSULATING SYSTEM

All Trimlite Decorative Doorlites are made with Super Spacer® Cushion Edge™, a flexible, U-shaped, silicone foam tape product used to wrap around and cushion our center decorative panel. Featuring a vapor barrier backing, the product used in combination with hot melt butyl, provides a superior Warm-Edge seal.

PERFORMANCE FEATURES

- Warm-Edge Benefits: Superior silicone foam insulation, low thermal conductivity
- Silicone Foam Features: Excellent UV resistance and extreme temperature performance
- Dual-Seal Performance: Chamfered corners for increased sealant depth
- Tempered Safety Glass for your piece of mind



All Trimlite Doorlites are certified by the Insulating Glass Certification Council (IGCC).

All Trimlite products are energy tested. Consult your dealer for specific energy ratings.

Warranties: Our products are covered by separate limited warranties. Please contact your dealer for more information.

SuperSpacer®, TrueWarm® and Cushion Edge™ are all registered trademarks of Edgetech I.G. Inc.



| Modena | 0836 | 2236 | 0848 | 2248 | 0764 | 2264 | 0880 | 2280 | 2214 | 2515 |
|--------|------|------|------|------|------|------|------|------|------|------|
| Patina | ☐ | ☐ | ☐ | ☐ | ☐ | ☐ | ☐ | ☐ | ☐ | ☐ |
| Zinc | ☐ | ☐ | ☐ | ☐ | ☐ | ☐ | ☐ | ☐ | ☐ | ☐ |

NOTE: Transom available. Please refer to page 50 for more information



2236 / 2236 Zinc



0764 / 2214** Patina



2515* / 0764 Patina

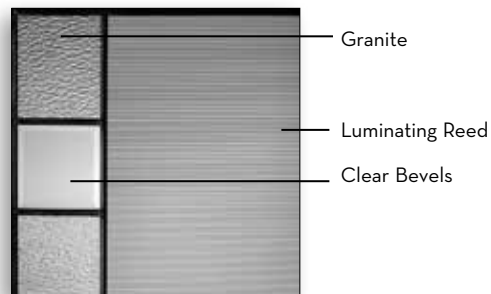


0848 / 2248 / 0848 with Transom Zinc



0880 / 2280 / 0880 (8ft entry) Patina

* Shown in the Plastpro Craftsman 6 panel fiberglass door. Only available in 2/10 & 3/0 x 6/8. Not available in steel. Optional matching Dentil Shelf available.
 ** Shown in a steel door. Not available in fiberglass.



Shown in Patina



Mainlites and Sidelites are reversible. Simply rotate the insert to create the look that works for you.

◀ Glass size: 0764 / 2264 Zinc
 Door: Fiberglass DR500
 Sidelite: Fiberglass SLS00


PRIVACY 7

● Privacy Guide. See pages 4 and 5.



| | | | | | | | | |
|-----------|------|------|------|------|------|------|------|------|
| Hollister | 0836 | 2236 | 0848 | 2248 | 0764 | 2264 | 2214 | 2515 |
| Patina | ☐ | ☐ | ☐ | ☐ | ☐ | ☐ | ☐ | ☐ |

NOTE: Transom available. Please refer to page 50 for more information



O764 / 2264 / O764



2214**



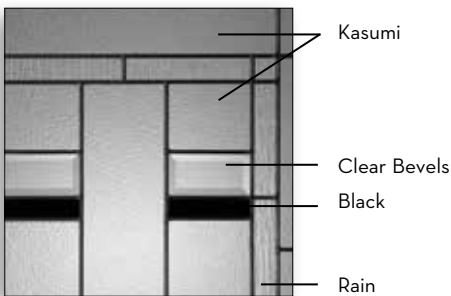
O764 / 2515* / O764



O836 / 2236 / O836



O848 / 2248 / O848 with Transom



Patina



Sidelites are reversible. Simply rotate the insert to create the look that works for you.

* Shown in the Plastpro Craftsman 6 panel fiberglass door. Only available in 2/10 & 3/0 x 6/8. Not available in steel. Optional matching Dental Shelf available.

** Shown in a steel door. Not available in fiberglass.

PRIVACY 7


● Privacy Guide. See pages 4 and 5.



0764 / 2214** / 0764



2515*



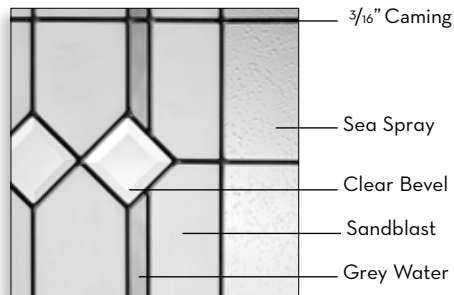
0836 / 2236 / 0836



0764 / 2264 / 0764



0848 / 2248 / 0848 with Transom



Patina

* Shown in the Plastpro Craftsman 6 panel fiberglass door. Only available in 2/10 & 3/0 x 6/8. Not available in steel. Optional matching Dentil Shelf available.

** Shown in a steel door. Not available in fiberglass.

PRIVACY

7

● Privacy Guide. See pages 4 and 5.



| Auburn | 0836 | 2236 | 0848 | 2248 | 0764 | 2264 | 2214 | 2515 |
|--------|------|------|------|------|------|------|------|------|
| Patina | ☐ | ☐ | ☐ | ☐ | ☐ | ☐ | ☐ | ☐ |

NOTE: Transom available. Please refer to page 50 for more information

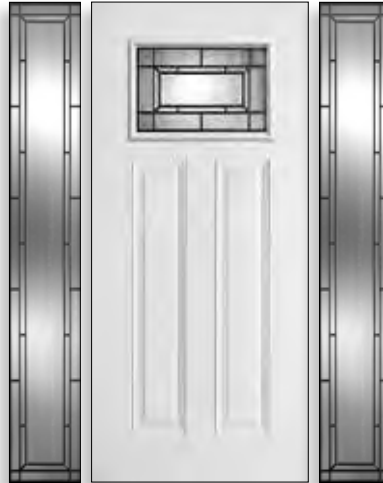


| | | | | | | | | | |
|----------|------|------|------|------|------|------|------|------|------|
| Adelaide | 0836 | 2236 | 0848 | 2248 | 0764 | 2264 | 2214 | 2515 | 1479 |
| Patina | ☐ | ☐ | ☐ | ☐ | ☐ | ☐ | ☐ | ☐ | ☐ |

NOTE: Transom available. Please refer to page 50 for more information.



0836 / 2236 / 0836



1479+ / 2214** / 1479+




2515* / 0764



0848 / 2248 / 0848



0764 / 2264 / 0764 with Transom



Patina

- Sable Bevels
- Clear Bevels
- 3/8" Caming
- Sable Bevel

PRIVACY 8

● Privacy Guide. See pages 4 and 5.

◀ Glass size: 2248
Door: Fiberglass DRS49

* Shown in the Plastpro Craftsman 6 panel fiberglass door. Only available in 2/10 & 3/0 x 6/8. Not available in steel. Optional matching Dentil Shelf available.

** Shown in a steel door. Not available in fiberglass.


+ Direct set sidelite. Glass only.



Glass: Canterbury O848 / 2248 / O848
Door: Fiberglass DRG49
Sidelite: Fiberglass SLG49



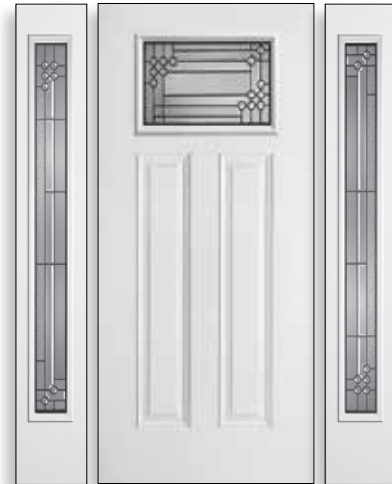
Glass: Lancaster O836 / 2236 / O836 Zinc
Door: Fiberglass DRS40
Sidelite: Fiberglass SLS60



O848 / 2248 / O848



2515*



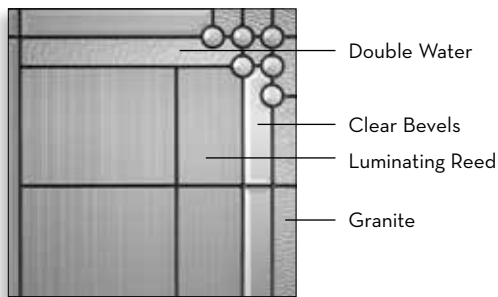
O764 / 2214** / O764



O836 / 2236 / O836



O764 / 2264 / O764 with Transom

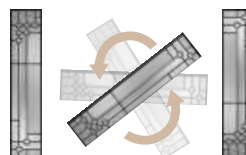


Patina

PRIVACY



● Privacy Guide. See pages 4 and 5.



Sidelites are reversible.
Simply rotate the insert to create the look that works for you.

* Shown in the Plastpro Craftsman 6 panel fiberglass door. Only available in 2/10 & 3/0 x 6/8. Not available in steel. Optional matching Dentil Shelf available.
** Shown in a steel door. Not available in fiberglass.




| | | | | | | | | |
|---------|------|------|------|------|------|------|------|------|
| Danbury | 0836 | 2236 | 0848 | 2248 | 0764 | 2264 | 2214 | 2515 |
| Patina | ☐ | ☐ | ☐ | ☐ | ☐ | ☐ | ☐ | ☐ |

NOTE: Transom available. Please refer to page 50 for more information.



| | | | | | | | | | | | | | |
|---------|------|------|------|------|------|------|------|------|------|------|------|------|------|
| Artisan | 0836 | 2036 | 2236 | 0848 | 2248 | 0764 | 2064 | 2264 | 0880 | 2280 | 2214 | 2515 | 1479 |
| Patina | ☐ | ☐ | ☐ | ☐ | ☐ | ☐ | ☐ | ☐ | ☐ | ☐ | ☐ | ☐ | ☐ |

NOTE: Transom available. Please refer to page 50 for more information.



1479+ / 2214**



O836 / 2236 / O836



2515* / O764



O848 / 2248 / O848 with Transom



O880 / 2280 / O880 (8ft entry)

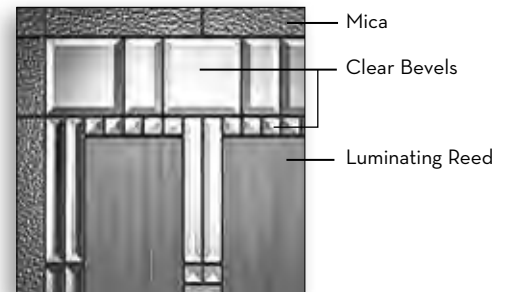
PRIVACY 7

● Privacy Guide. See pages 4 and 5.

* Shown in the Plastpro Craftsman 6 panel fiberglass door. Only available in 2/10 & 3/0 x 6/8. Not available in steel. Optional matching Dentil Shelf available.

** Shown in a steel door. Not available in fiberglass.

+ Direct set sidelite. Glass only.



Patina

◀ Glass size: 2264 / 2264
Door: Fiberglass DRSOO



0836 / 2236 / 0836



2214**



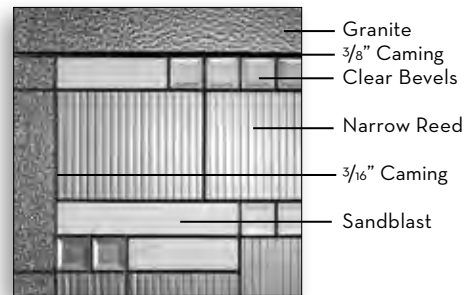
0764 / 2515* / 0764



0764 / 2264 / 0764 with Transom



1479+ / 2248 / 1479+



Patina

● Privacy Guide. See pages 4 and 5.


* Shown in the Plastpro Craftsman 6 panel fiberglass door. Only available in 2/10 & 3/0 x 6/8. Not available in steel. Optional matching Dentil Shelf available.

** Shown in a steel door. Not available in fiberglass.

+ Direct set sidelite. Glass only.

PRIVACY





| | | | | | | | | | |
|--------|------|------|------|------|------|------|------|------|------|
| Harlow | 0836 | 2236 | 0848 | 2248 | 0764 | 2264 | 2214 | 2515 | 1479 |
| Patina | ☐ | ☐ | ☐ | ☐ | ☐ | ☐ | ☐ | ☐ | ☐ |

NOTE: Transom available. Please refer to page 50 for more information.

Lancaster



O764 / 2264 / O764 Zinc



O836 / 2236 / O836 Zinc



O848 / 2248 / O848 Patina

| Lancaster | 0836 | 2036 | 2236 | 0848 | 2248 | 0764 | 2264 |
|-----------|------|------|------|------|------|------|------|
| Patina | ☐ | ☐ | ☐ | ☐ | ☐ | ☐ | ☐ |
| Zinc | ☐ | ☐ | ☐ | ☐ | ☐ | ☐ | ☐ |

NOTE: Transom available. Please refer to page 50 for more information.

Glass size: 2248 / 2248 with Transom Patina ▲
Door: Fiberglass DRS49



- Grey Swirl
- Clear Swirl
- Clear Bevels

● Privacy Guide. See pages 4 and 5.

PRIVACY 5

Shown in Zinc



0848 / 2248 / 0848



0836 / 2236 / 0836



1479+ / 1842OV / 1479+




| Canterbury | 0836 | 2236 | 0848 | 2248 | 0764 | 2264 | 1842OV | 1479 |
|------------|------|------|------|------|------|------|--------|------|
| Patina | ☐ | ☐ | ☐ | ☐ | ☐ | ☐ | ☐ | ☐ |

NOTE: Transom available. Please refer to page 50 for more information.

- ▲ Glass size: 0764 / 2264 / 0764 with Transom
Door: Fiberglass DRG40
Sidelite: Fiberglass SLGOO

PRIVACY 8

- Privacy Guide. See pages 4 and 5.
- + Direct set sidelite. Glass only.




Patina



▲ Glass size: 2248 / 2248 Patina
Door: Fiberglass DRS49

| Lexington | 0836 | 2236 | 0848 | 2248 | 0764 | 2264 | 2208 | 2214 | 2515 | 1479 |
|-----------|------|------|------|------|------|------|------|------|------|------|
| Patina | ☐ | ☐ | ☐ | ☐ | ☐ | ☐ | ☐ | ☐ | ☐ | ☐ |
| Zinc | ☐ | ☐ | ☐ | ☐ | ☐ | ☐ | ☐ | ☐ | ☐ | ☐ |

NOTE: Transom available. Please refer to page 50 for more information




2208 / 1479+ Patina



2264 Patina



O848 / 2248 / O848 Zinc




2214** Patina



O836 / 2236 / O836 Zinc



O764 / 2515* / O764 with Transom Patina



Clear Bevels

Grey Ripple

Drawn

Clear Ripple

Shown in Zinc

● Privacy Guide. See pages 4 and 5.

* Shown in the Plastpro Craftsman 6 panel fiberglass door. Only available in 2/10 & 3/0 x 6/8. Not available in steel. Optional matching Dentil Shelf available.


** Shown in a steel door. Not available in fiberglass.

+ Direct set sidelite. Glass only.

PRIVACY 5



Glass size: O764 / 2264 / O764 with Transom
 Door: Fiberglass DRGOO
 Sidelite: Fiberglass SLGOO



O764 / 2515*

2208

O836 / 2236

2214**

O848 / 2248 / O848

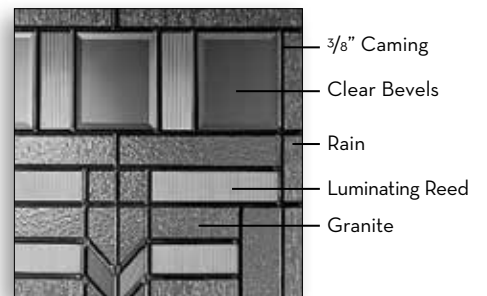
● Privacy Guide. See pages 4 and 5.

* Shown in the Plastpro Craftsman 6 panel fiberglass door. Only available in 2/10 & 3/0 x 6/8. Not available in steel. Optional matching Dentil Shelf available.

** Shown in a steel door. Not available in fiberglass.

| Royston | 0836 | 2236 | 0848 | 2248 | 0764 | 2264 | 2208 | 2214 | 2515 |
|---------|------|------|------|------|------|------|------|------|------|
| Patina | ☐ | ☐ | ☐ | ☐ | ☐ | ☐ | ☐ | ☐ | ☐ |

NOTE: Transom available. Please refer to page 50 for more information.



Patina



Glass size: 2248 / 2248 Patina
Door: Fiberglass DRS49



2208 / 0836 Zinc



2236 Zinc



2264 Patina



2214** Zinc




0764 / 2515* Patina



0848 / 2248 / 0848
with Transom Zinc

| Savannah | 0836 | 2236 | 0848 | 2248 | 0764 | 2264 | 2208 | 2214 | 2515 |
|----------|------|------|------|------|------|------|------|------|------|
| Patina | ☐ | ☐ | ☐ | ☐ | ☐ | ☐ | ☐ | ☐ | ☐ |
| Zinc | ☐ | ☐ | ☐ | ☐ | ☐ | ☐ | ☐ | ☐ | ☐ |

NOTE: Transom available. Please refer to page 50 for more information.



Shown in Zinc

Clear Swirl
Bubble
Clear Bevels

● Privacy Guide. See pages 4 and 5.

* Shown in the Plastpro Craftsman 6 panel fiberglass door. Only available in 2/10 & 3/0 x 6/8. Not available in steel. Optional matching Dentil Shelf available.

** Shown in a steel door. Not available in fiberglass.

PRIVACY 7



Glass: Artisan O764 / 2264 / O764
Door: DRS00
Sidelite: SLS00



▲ Glass: Everton O764 / 842RD / O764 Patina
 Door: Steel, not available in fiberglass
 Sidelite: Steel, not available in fiberglass



Glass: Waterton 2264
 Door: Fiberglass DRG40



Glass: Harlow O848 / 2248 / O848
 Door: Fiberglass DRS49
 Sidelite: Fiberglass SLS49



| | | | | | | | | | | | | |
|----------|------|------|------|------|------|------|------|------|------|------|------|------|
| Waterton | 0836 | 2236 | 0848 | 2248 | 0764 | 2264 | 0880 | 2280 | 2208 | 2214 | 2515 | 1479 |
| Patina | ☐ | ☐ | ☐ | ☐ | ☐ | ☐ | ☐ | ☐ | ☐ | ☐ | ☐ | ☐ |

NOTE: Transom available. Please refer to page 50 for more information.



2236 / O836



2208



2214**



O764 / 2264



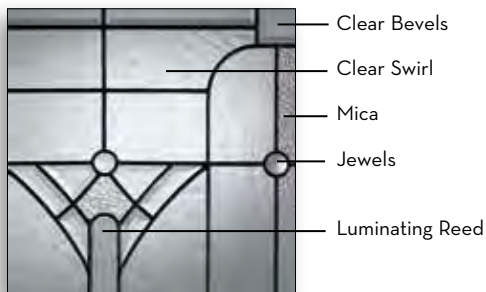
O848 / 2248 / O848



2515* / 1479+



O880 / 2280 / O880 (8ft entry)



Patina

- Clear Bevels
- Clear Swirl
- Mica
- Jewels
- Luminating Reed

● Privacy Guide. See pages 4 and 5.

* Shown in the Plastpro Craftsman 6 panel fiberglass door. Only available in 2/10 & 3/0 x 6/8. Not available in steel. Optional matching Dentil Shelf available.

** Shown in a steel door. Not available in fiberglass.

+ Direct set sidelite. Glass only.

PRIVACY 5

◀ Glass size: O764 / 2248 / O764 with Transom
 Door: Fiberglass DRG29
 Sidelite: SLGOO



| Everton | 0836 | 2236 | 0848 | 2248 | 0764 | 2264 | 2208 | 842RD | 1842OV |
|---------|------|------|------|------|------|------|------|-------|--------|
| Patina | ☐ | ☐ | ☐ | ☐ | ☐ | ☐ | ☐ | ☐ | ☐ |
| Zinc | ☐ | ☐ | ☐ | ☐ | ☐ | ☐ | ☐ | ☐ | ☐ |

NOTE: Transom available. Please refer to page 50 for more information.



O842RD** Patina



O848 / 2248 / O848 Zinc



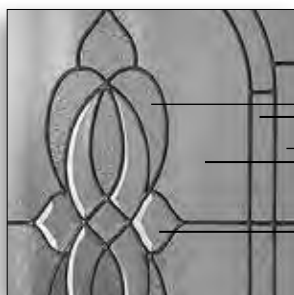
2208 Patina



O836 / 2236 / O836 Patina



O764 / 2264 / O764 with Transom Zinc



Shown in Patina

- Granite
- Sable
- Clear Bevels

PRIVACY



● Privacy Guide. See pages 4 and 5.
 **Shown in a steel door, Not available in fiberglass

Pinehurst



◀ Glass size: O764 / 2264 / O764
 Door: Fiberglass DR500
 Sidelite: Fiberglass SLS00




O764 / 2064 / O764 with Transom



O848 / 2248 / O848

| Pinehurst | 0848 | 2248 | 2248 | 0764 | 2064 | 2264 |
|-------------|------|------|------|------|------|------|
| Forged Iron | ☐ | ☐ | ☐ | ☐ | ☐ | ☐ |

NOTE: Transom available. Please refer to page 50 for more information.



Forged Iron

PRIVACY 9

● Privacy Guide. See pages 4 and 5.



Glass size: 2264 / 2264
Door: Fiberglass DR500



0848 / 2248



2248 / 2248 with Transom



2264 / 0764



3/8" Round Bar

Sea Spray

Forged Iron

| Verona | 0848 | 2248 | 0764 | 2264 |
|--------------------|------|------|------|------|
| Forged Iron | ☐ | ☐ | ☐ | ☐ |

NOTE: Transom available. Please refer to page 50 for more information.

● Privacy Guide. See pages 4 and 5.

PRIVACY **6**



Glass size: O848 / 2248 / O848 Zinc
 Door: Fiberglass DRS49
 Sidelite: SLS49




O836 / 2236 Brass



2210SB Patina



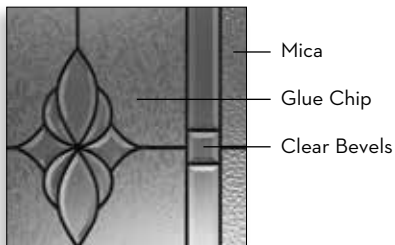
O842RD** Brass



O718 Zinc



O764 / 1842OV / O764 with Transom Zinc



Shown in Patina


| Niagara | 0718 | 0836 | 2036 | 2236 | 0848 | 2248 | 0764 | 1842OV | 0842RD | 2210SB |
|---------|------|------|------|------|------|------|------|--------|--------|--------|
| Brass | ☐ | ☐ | | ☐ | ☐ | ☐ | ☐ | ☐ | ☐ | ☐ |
| Patina | ☐ | ☐ | ☐ | ☐ | ☐ | ☐ | ☐ | ☐ | ☐ | ☐ |
| Zinc | ☐ | ☐ | ☐ | ☐ | ☐ | ☐ | ☐ | ☐ | ☐ | ☐ |

NOTE: Transom available. Please refer to page 50 for more information



● Privacy Guide. See pages 4 and 5.

**Shown in a steel door, Not available in fiberglass



Glass size: O764 / 20570V / O764
 Door: Fiberglass DR500
 Sidelite: SLS00



O836 / 2236 / O836 with Transom



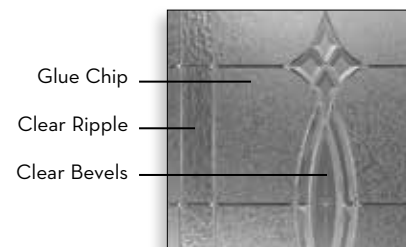
O764 / 18420V / O764



O848 / 2248 / O848

| Monte Carlo | O836 | 2036 | 2236 | O848 | 2248 | O764 | 18420V | 20570V |
|-------------|------|------|------|------|------|------|--------|--------|
| Zinc | ☐ | ☐ | ☐ | ☐ | ☐ | ☐ | ☐ | ☐ |

NOTE: Transom available. Please refer to page 50 for more information.



Zinc




● Privacy Guide. See pages 4 and 5.

Riverton


Glass size: 0764 / 2515* / 0764 Obscure
 Door: Fiberglass DRG6C w/ Dentil shelf
 Sidelite: Fiberglass SLGOO

PRIVACY 8

Obscure



Obscure Etch
 Clear
 V-Groove
 (3/8" - 9.5mm)
 Clear



Clear

PRIVACY 1


Riverton doorlites also available in Low E. However some exceptions may apply. Contact your dealer for more details.

* Shown in the Plastpro Craftsman 6 panel fiberglass door. Only available in 2/10 & 3/0 x 6/8. Not available in steel. Shown with Dentil Shelf option.

● Privacy Guide. See pages 4 and 5.



0836 / 2236 / 0836 Obscure



2064 or 2264 Obscure



2064 or 2264 Clear

| Riverton | 0836 | 2236 | 0764 | 2064 | 2264 | 2515 |
|------------------|------|------|------|------|------|------|
| V-Groove Obscure | ☐ | ☐ | ☐ | ☐ | ☐ | ☐ |
| V-Groove Clear | | | | ☐ | ☐ | |

NOTE: Transom not available for this design.



O836 / 2236 / O836 with Transom Brass




O764 / 1842OV / O764 Zinc



2248 Brass

▲ Glass size: O848 / 2248 Zinc
 Door: Fiberglass DRS49
 Sidelite: Fiberglass SLS49



Glue Chip
 Clear Bevels

Shown in Brass

| Star | 0836 | 2236 | 0848 | 2248 | 0764 | 1842OV |
|--------------|------|------|------|------|------|--------|
| Brass | ☐ | ☐ | ☐ | ☐ | ☐ | ☐ |
| Zinc | ☐ | ☐ | ☐ | ☐ | ☐ | ☐ |

NOTE: Transom available. Please refer to page 50 for more information.

PRIVACY 4

● Privacy Guide. See pages 4 and 5.



Glass size: O764 / 221OSB / O764 Zinc
 Door: Fiberglass DRS40
 Sidelite: Fiberglass SLSOO



0848 / 2248 / 0848



0718 Brass




2057OV Zinc



2236 / 0836 Brass

| West Coast | 0718 | 0836 | 2036 | 2236 | 0848 | 2248 | 0764 | 2057OV | 221OSB |
|------------|------|------|------|------|------|------|------|--------|--------|
| Brass | ☐ | ☐ | | ☐ | ☐ | ☐ | ☐ | ☐ | ☐ |
| Zinc | ☐ | ☐ | ☐ | ☐ | ☐ | ☐ | ☐ | ☐ | ☐ |

NOTE: Transom available. Please refer to page 50 for more information.



Clear Bevels

Glue Chip

Shown in Brass

PRIVACY

6

● Privacy Guide. See pages 4 and 5.



◀ Glass size: 2264
Door: Fiberglass DR500



0836 / 2236 / 0836



0848 / 2248 / 0848



0764 / 1842OV / 0764

| Madison | 0836 | 2236 | 0848 | 2248 | 0764 | 2264 | 1842OV |
|----------|------|------|------|------|------|------|--------|
| Castlite | ☐ | ☐ | ☐ | ☐ | ☐ | ☐ | ☐ |

NOTE: Transom not available for this design.



Smooth Lines

Textured Back

Note: Texture is on the outside of the unit.

Madison doorlites also available in Low E. However some exceptions may apply. Contact your dealer for more details.



● Privacy Guide. See pages 4 and 5.


Internal Blinds Between Glass



MAINLITES



2036 or 2236



2248



2064 or 2264




2080 or 2280 (8ft entry)


SIDELITES



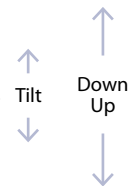
0836



0848



0764



PRIVACY  - 

BENEFITS

- Blinds between glass require no dusting
- No exposed cords
- Sealed glass unit increases energy efficiency
- One control system provides raise/lower AND tilt options in one easy operator design
- Available in Low E & Clear Glass*

*Contact your dealer for a complete list of sizes and glass options available in your area.



VENTING

Half-Vent complete with removable screen

- Maintenance free frame
- True half venting lite allows for maximum ventilation
- One piece screen can be easily removed
- Eliminates the need for a storm door
- Available in Low E & Clear Glass*



Half vent with removable screen

*Some items are special order. For a complete list of sizes, glass and grid options available in your area, contact your dealer for more information.

STANDARD GRIDS

Indicate bar preference when ordering.



5/8" x 1/4" Flat Bar White



5/8" x 5/16" Contour Bar White (Georgian Bar)



2036 or 2236 Clear 1



2236 Internal Grid 12L 1



2236 Rain 9

Close up detail: Rain 9



2248 Clear 1



2248 Internal Grid 12L 1



2064 or 2264 Clear 1



2064 or 2264
Internal Grid 18L 1

Clear and Internal Grid Doorlites



764 / 2064 or 2264 / 764 White Internal Grid

Need more performance in your doorlite... Consider

Cardinal LoE²-272 Glass

Available in the clear and white internal grid options, the insulating value of Cardinal's LoE²-272 patented coating is nearly double that of an ordinary insulated glass unit. In winter, LoE²-272 reflects heat back into the room. In summer, it rejects the sun's heat and damaging UV rays. The coating is virtually invisible to the eye yet blocks 84% of the sun's harmful ultraviolet rays. In fact, LoE²-272 is the clearest, highest performing glass you can buy.



Some items are special order. For a complete list of sizes, glass and grid options available in your area, contact your dealer for more information.

CLEAR ONE LITE



2236



0718



0836



2236



0848



2248



0764



2064



2264



2208



2214**



2515*



2210SB



0880 (8ft)



2080 (8ft)



2280 (8ft)


Want privacy in your doorlite... Consider these obscure glass options



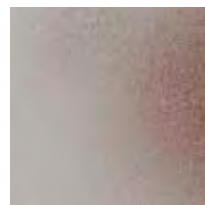
Delta Frost



Glue Chip



Narrow Reed



Pinhead (P516)



Rain




Satin Etch



* Shown in the Plastpro Craftsman 6 panel fiberglass door. Only available in 2/10 & 3/0 x 6/8. Not available in steel.

** Shown in a steel door. Not available in fiberglass.

TRADITIONAL



2236 9L



O836 3L



2236 9L



O848 4L



2248 12L



O764 5L



2064 15L



2264 15L



2214** 3L



2214** 6L



2515* 3L



2515* 6L



2210SB 4L

* Shown in the Plastpro Craftsman 6 panel fiberglass door. Only available in 2/10 & 3/0 x 6/8. Not available in steel.

** Shown in a steel door. Not available in fiberglass.


PRAIRIE



2236 9L



O836 6L



2236 9L



O848 6L



2248 9L



O764 6L



2064 9L



2264 9L

STANDARD GRIDS

Indicate bar preference when ordering.



5/8" x 1/4"
Flat Bar White



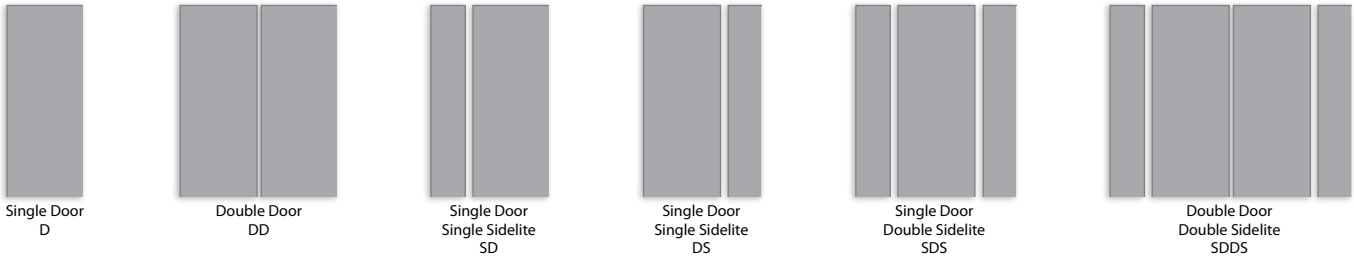
5/8" x 5/16"
Contour Bar White
(Georgian Bar)

SPECIAL ORDER GRIDS

Additional grid options available in various colours, sizes and patterns, contact your dealer for more information

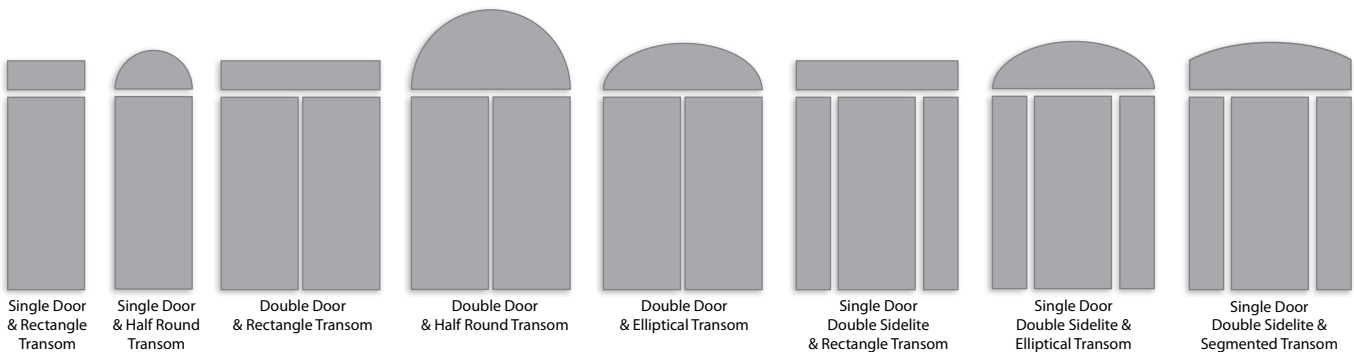
DOOR ENTRIES

The following drawings represent the more commonly used door and sidelite entrance configurations. Our doorlites come in a variety of sizes as well, so we recommend that you speak with your dealer to determine what combinations will work best for you and your entrance.



TRANSOMS

Whether you have a single door or something more, transoms are another way to allow more light into your home. Your transom requirements may well be unique to your particular situation. At Trimlite, we recognize this. So, we make every transom to your specifications, giving you the flexibility to choose the design* you want in the shape you need. Rectangle, half round, segmental or something else... let's create the design and shape that will be perfect for you!



Note: Transoms are a Special Order item. Please contact your dealer for availability.

*Some designs are not available. Please consult our product brochure for availability.

Doorlites featured in either smooth (white) or woodgrain (stained) fiberglass doors. Some exceptions apply. Door slabs supplied by Plastpro, inc., a leading manufacturer of fiberglass door products. Contact your dealer for a complete list of Plastpro products available in your area.



